



## DHRANGADHRA STUDY HALL

**EITHER OR**  
ARCHITECTURE

**EITHER OR**  
ARCHITECTURE

901, Matrix, Behind Divya Bhaskar,  
S G Highway, Ahmedabad - Gujarat - 54.  
eitheror.architecture@gmail.com, 9724694445

## TENDER DRAWINGS

OF STUDY HALL BUILDING AT DHRAGANDHARA

1. General Development of Study Hall Dhangandhara
2. Architectural Drawings
3. Flooring Drawings
4. Plumbing Drawings
5. Fire Drawings
6. Electrical Drawings
7. ELV Drawings

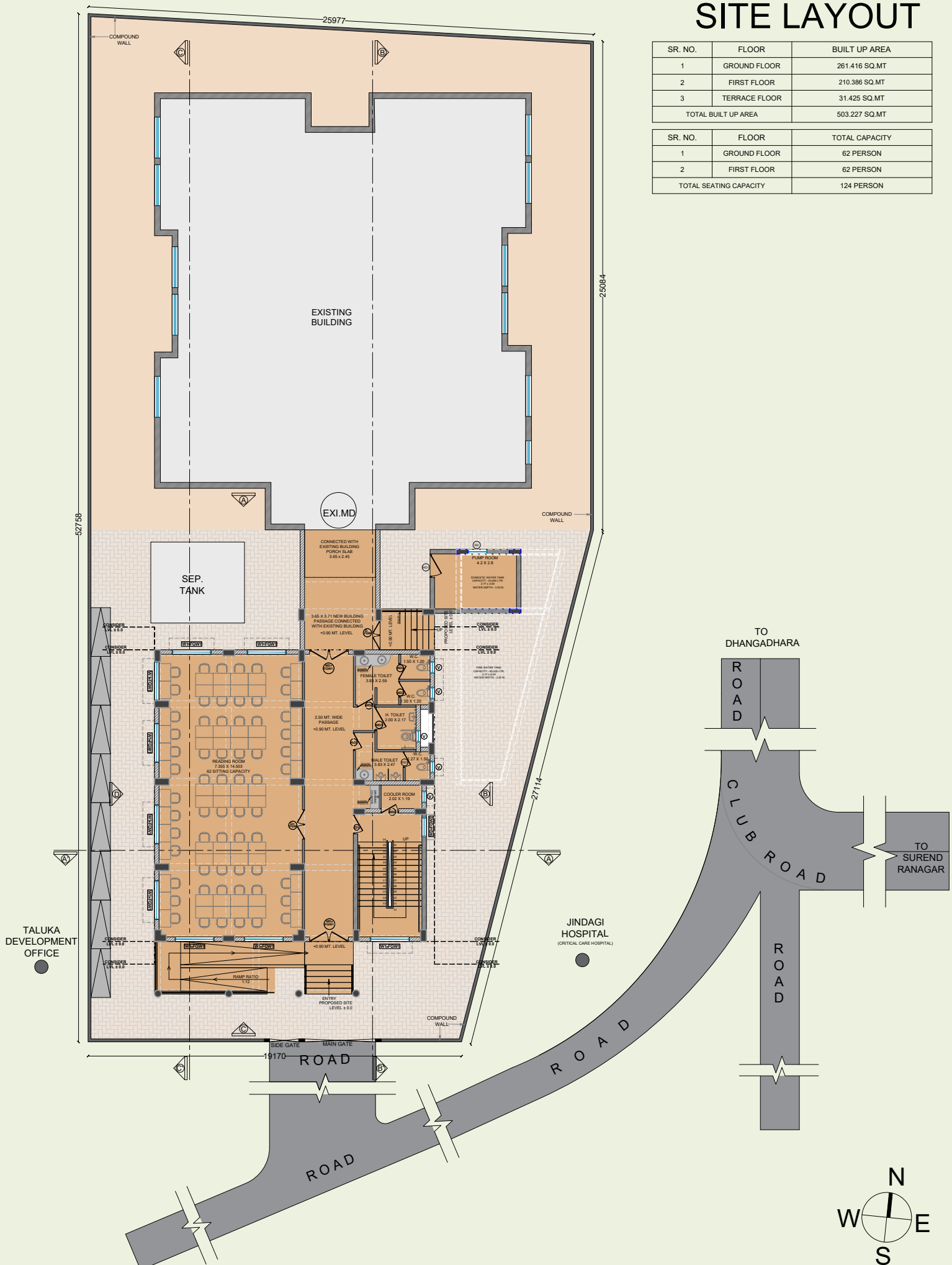
6th June\_2026

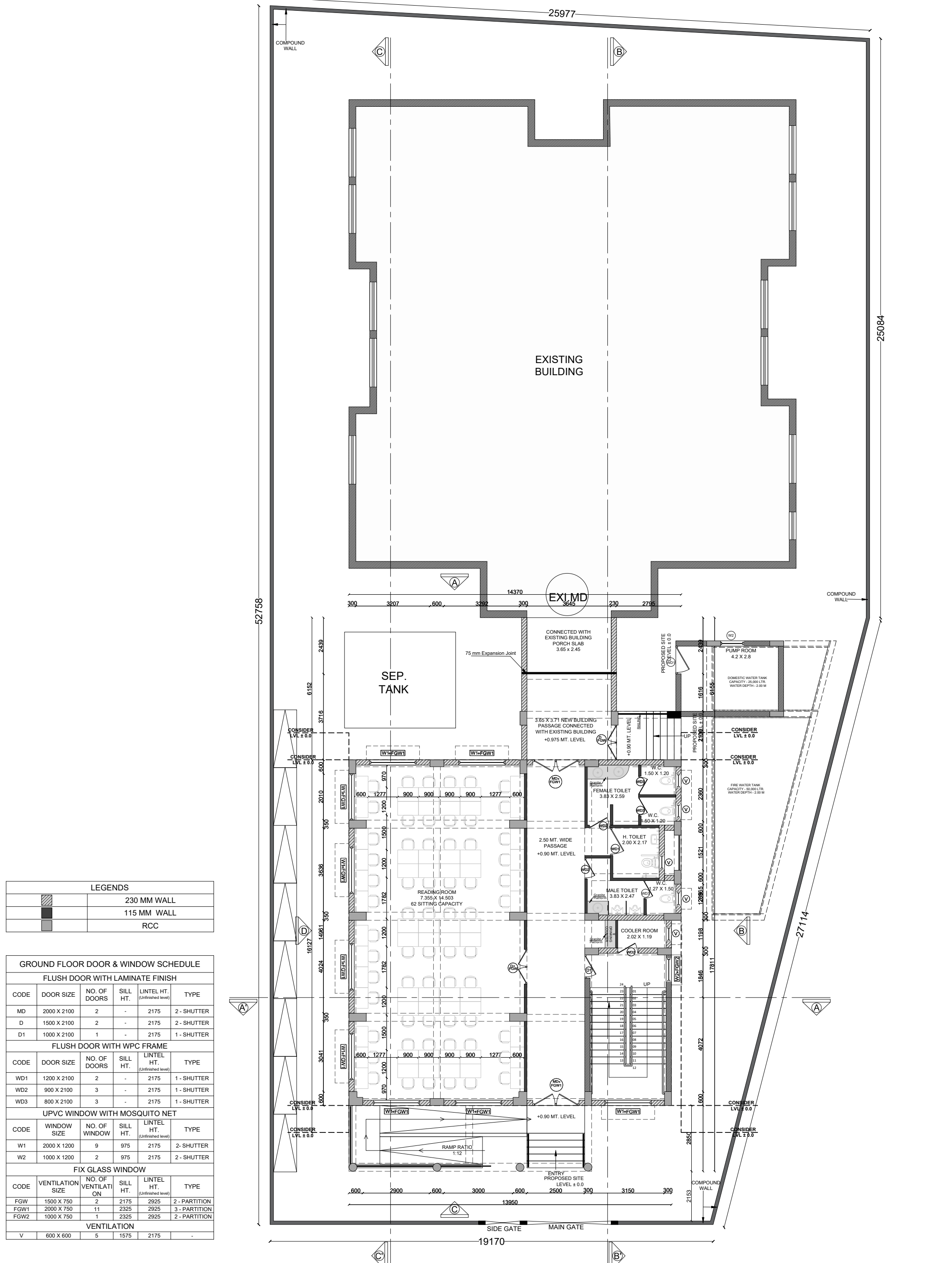


# SITE LAYOUT

SR. NO.	FLOOR	BUILT UP AREA
1	GROUND FLOOR	261.416 SQ.MT
2	FIRST FLOOR	210.386 SQ.MT
3	TERRACE FLOOR	31.425 SQ.MT
TOTAL BUILT UP AREA		503.227 SQ.MT

SR. NO.	FLOOR	TOTAL CAPACITY
1	GROUND FLOOR	62 PERSON
2	FIRST FLOOR	62 PERSON
TOTAL SEATING CAPACITY		124 PERSON

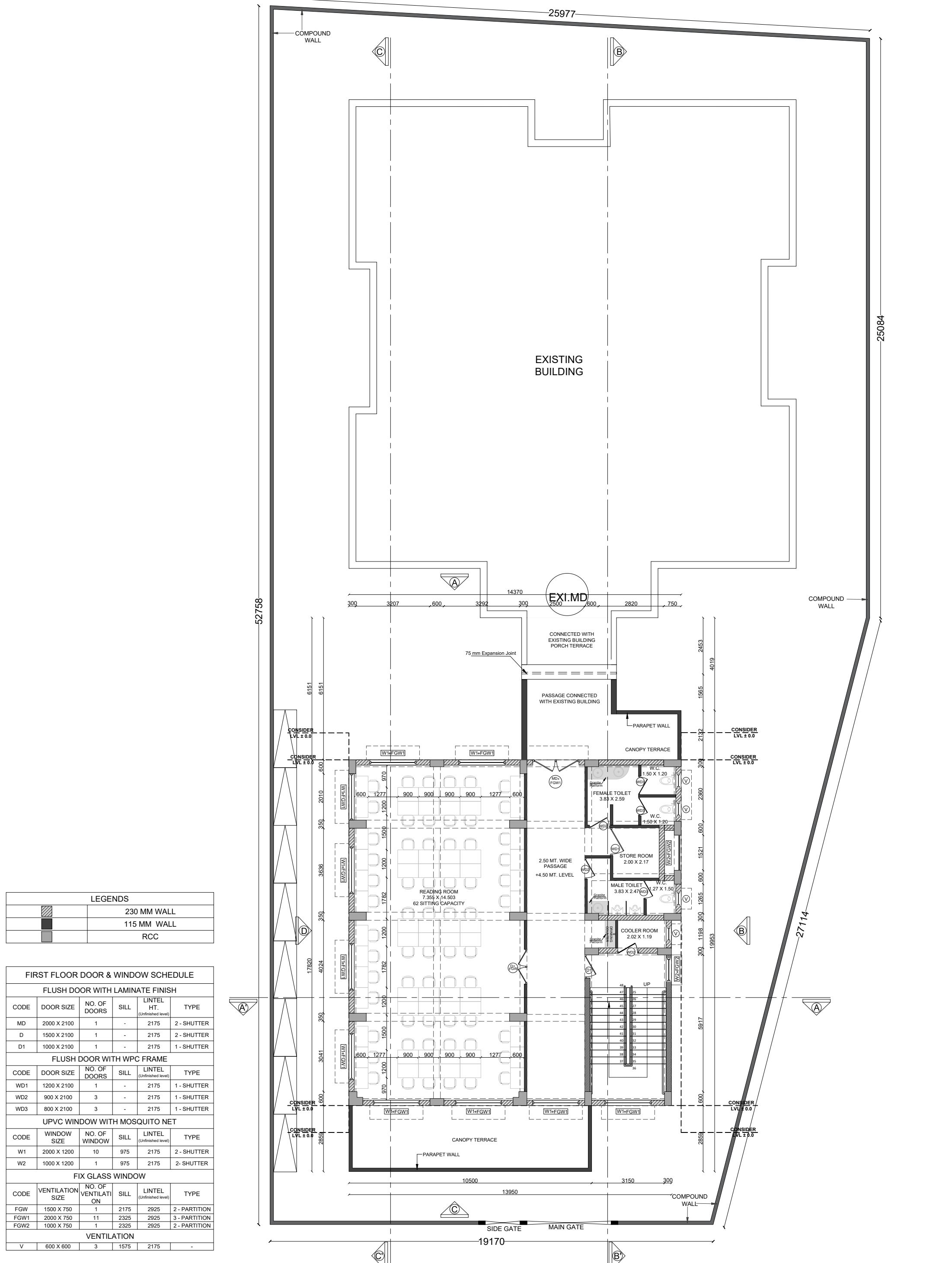




LEGENDS	
	230 MM WALL
	115 MM WALL
	RCC

GROUND FLOOR DOOR & WINDOW SCHEDULE					
FLUSH DOOR WITH LAMINATE FINISH					
CODE	DOOR SIZE	NO. OF DOORS	SILL HT.	LINTEL HT. (Unfinished level)	TYPE
MD	2000 X 2100	2	-	2175	2 - SHUTTER
D	1500 X 2100	2	-	2175	2 - SHUTTER
D1	1000 X 2100	1	-	2175	1 - SHUTTER
FLUSH DOOR WITH WPC FRAME					
CODE	DOOR SIZE	NO. OF DOORS	SILL HT.	LINTEL HT. (Unfinished level)	TYPE
WD1	1200 X 2100	2	-	2175	1 - SHUTTER
WD2	900 X 2100	3	-	2175	1 - SHUTTER
WD3	800 X 2100	3	-	2175	1 - SHUTTER
UPVC WINDOW WITH MOSQUITO NET					
CODE	WINDOW SIZE	NO. OF WINDOWS	SILL HT.	LINTEL HT. (Unfinished level)	TYPE
W1	2000 X 1200	9	975	2175	2 - SHUTTER
W2	1000 X 1200	2	975	2175	2 - SHUTTER
FIX GLASS WINDOW					
CODE	VENTILATION SIZE	NO. OF VENTILATIONS	SILL HT.	LINTEL HT. (Unfinished level)	TYPE
FGW	1500 X 750	2	2175	2925	3 - PARTITION
FGW1	2000 X 750	11	2325	2925	2 - PARTITION
FGW2	1000 X 750	1	2325	2925	2 - PARTITION
VENTILATION					
V	600 X 600	5	1575	2175	-

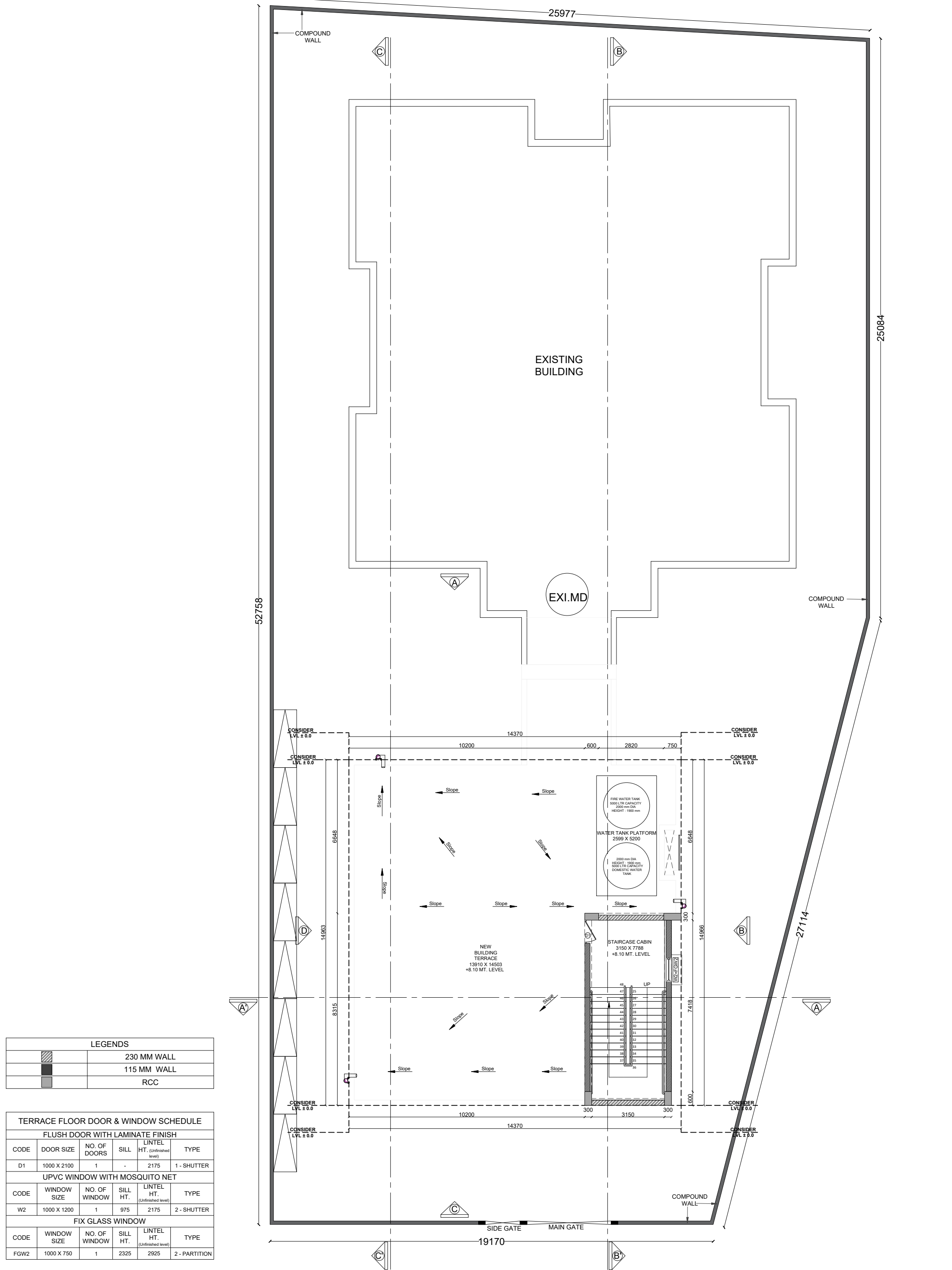
PROJECT INFORMATION:	SITE ADDRESS :	KEY PLAN :	GENERAL NOTES:	REVISION PARTICULARS:	STRUCTURAL CON	ARCHITECTS / INTERIOR DESIGNERS:	DRAWING TITLE:
DHRANGADHRA STUDY HALL	CLIENT : SPORTS AUTHORITY OF GUJARAT		1. All Dimensions Are In MM 2. Do not scale the Drawings. 3. This drawing is to be read in conjunction with all other related architectural & others consultants drawings. 4. Any discrepancy found in the drawings must be brought to Architect's office prior of execution.	SR.NO DATE Dwn By Revision	PARAM CONSULTING ENGINEERS B/1111 UNICUS SHYAMAL SHYAMAL CROSS ROAD, AHMEDABAD-15 MD : 9519415201 E-mail: info@paramconsultant@gmail.com	EITHER OR ARCHITECTURE 901, Matrix, Behind Divya Bhaskar, S G Highway, Ahmedabad - Gujarat - 54. eitheror.architecture@gmail.com, 9724694445	GROUND FLOOR PLAN SCALE: 1:100 DATE: 06-06-2026 SHEET NO: REV.NO: PROJ REF: FORAM HARSH SHAH DWN BY: CHECKED BY: APPROVED BY: JAY SUTHAR DRAWING NO: A - 101

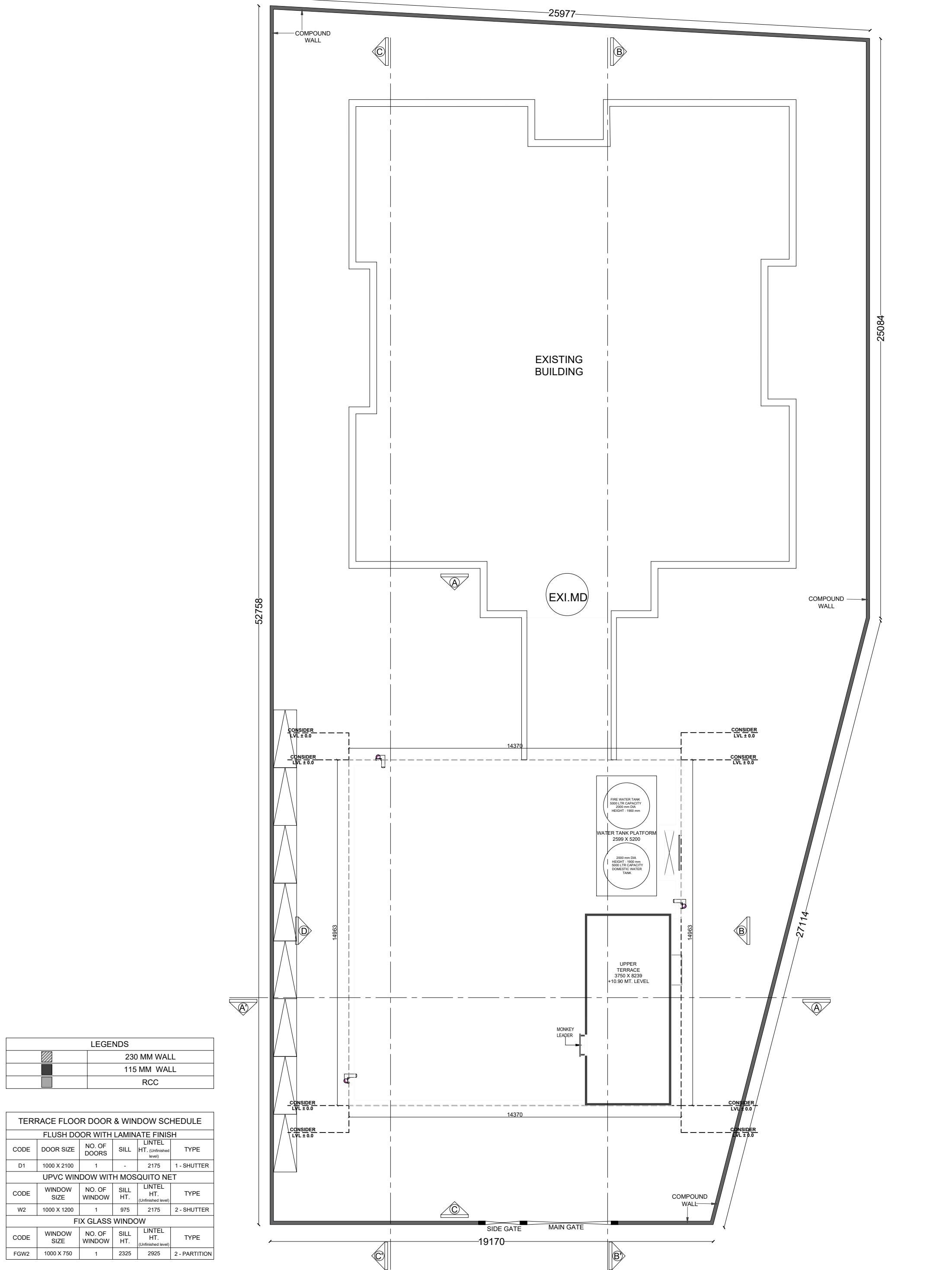


LEGENDS	
	230 MM WALL
	115 MM WALL
	RCC

FIRST FLOOR DOOR & WINDOW SCHEDULE					
FLUSH DOOR WITH LAMINATE FINISH					
CODE	DOOR SIZE	NO. OF DOORS	SILL	LINTEL HT. (Unfinished level)	TYPE
MD	2000 X 2100	1	-	2175	2 - SHUTTER
D	1500 X 2100	1	-	2175	2 - SHUTTER
D1	1000 X 2100	1	-	2175	1 - SHUTTER
FLUSH DOOR WITH WPC FRAME					
CODE	DOOR SIZE	NO. OF DOORS	SILL	LINTEL (Unfinished level)	TYPE
WD1	1200 X 2100	1	-	2175	1 - SHUTTER
WD2	900 X 2100	3	-	2175	1 - SHUTTER
WD3	800 X 2100	3	-	2175	1 - SHUTTER
UPVC WINDOW WITH MOSQUITO NET					
CODE	WINDOW SIZE	NO. OF WINDOW	SILL	LINTEL (Unfinished level)	TYPE
W1	2000 X 1200	10	975	2175	2 - SHUTTER
W2	1000 X 1200	1	975	2175	2 - SHUTTER
FIX GLASS WINDOW					
CODE	VENTILATION SIZE	NO. OF VENTILATION	SILL	LINTEL (Unfinished level)	TYPE
FGW	1500 X 750	1	2175	2925	2 - PARTITION
FGW1	2000 X 750	11	2325	2925	3 - PARTITION
FGW2	1000 X 750	1	2325	2925	2 - PARTITION
VENTILATION					
V	600 X 600	3	1575	2175	-

PROJECT INFORMATION:	SITE ADDRESS :	KEY PLAN :	GENERAL NOTES:	REVISION PARTICULARS:	STRUCTURAL CON	ARCHITECTS / INTERIOR DESIGNERS:	DRAWING TITLE:
DHRANGADHRA STUDY HALL	CLIENT : SPORTS AUTHORITY OF GUJARAT		1. All Dimensions Are In MM 2. Do not scale the drawings. 3. This drawing is to be read in conjunction with all other related architectural & others consultants drawings. 4. Any discrepancy found in the drawings must be brought to Architect's office prior of execution.	SR.NO DATE Dwn By Revision	PARAM CONSULTING ENGINEERS B/1111 UNICUS SHYAMAL SHYAMAL CROSS ROAD, AHMEDABAD-15 MD - 9519418201 E-mail: mester.paramconsultant@gmail.com M.E.P CONSULTANT	EITHER OR ARCHITECTURE 901, Matrix, Behind Divya Bhaskar, S G Highway, Ahmedabad - Gujarat - 54. eitheror.architecture@gmail.com, 9724694445	FIRST FLOOR PLAN SCALE: 1:100 DATE: 06-06-2026 SHEET NO: REV.NO: R0 PROJ REF: ARC & CIVIL DWN BY: FORAM CHECKED BY: HARSH SHAH APPROVED BY: JAY SUTHAR DRAWING NO: A - 102

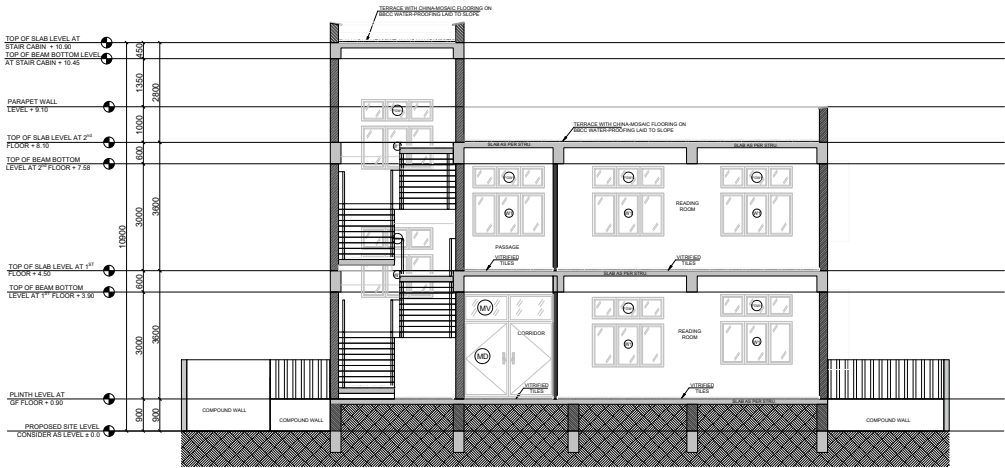




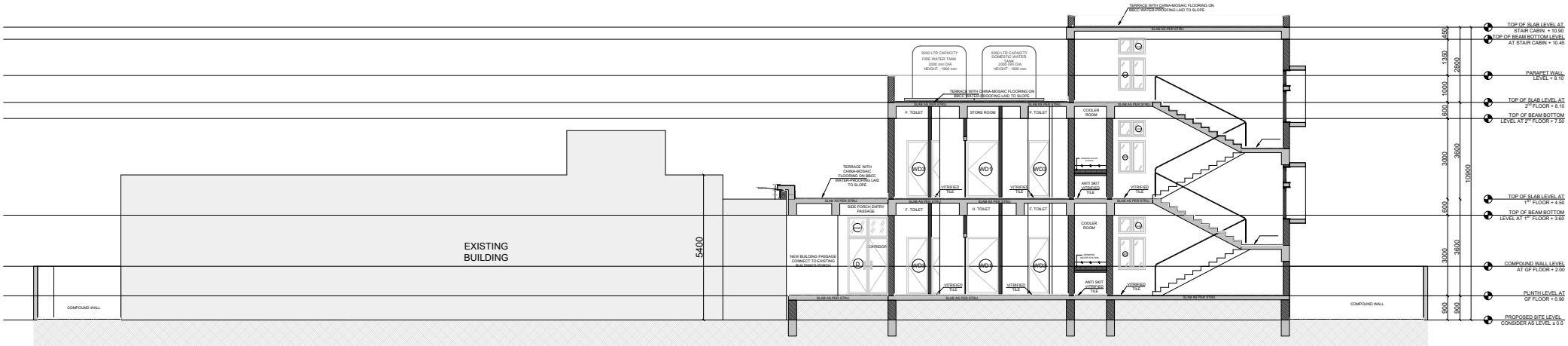
LEGENDS				
	230 MM WALL			
	115 MM WALL			
	RCC			

TERRACE FLOOR DOOR & WINDOW SCHEDULE					
FLUSH DOOR WITH LAMINATE FINISH					
CODE	DOOR SIZE	NO. OF DOORS	SILL HT.	LINTEL HT. (Unfinished level)	TYPE
D1	1000 X 2100	1	-	2175	1 - SHUTTER
UPVC WINDOW WITH MOSQUITO NET					
CODE	WINDOW SIZE	NO. OF WINDOW	SILL HT.	LINTEL HT. (Unfinished level)	TYPE
W2	1000 X 1200	1	975	2175	2 - SHUTTER
FIX GLASS WINDOW					
CODE	WINDOW SIZE	NO. OF WINDOW	SILL HT.	LINTEL HT. (Unfinished level)	TYPE
FGW2	1000 X 750	1	2325	2925	2 - PARTITION

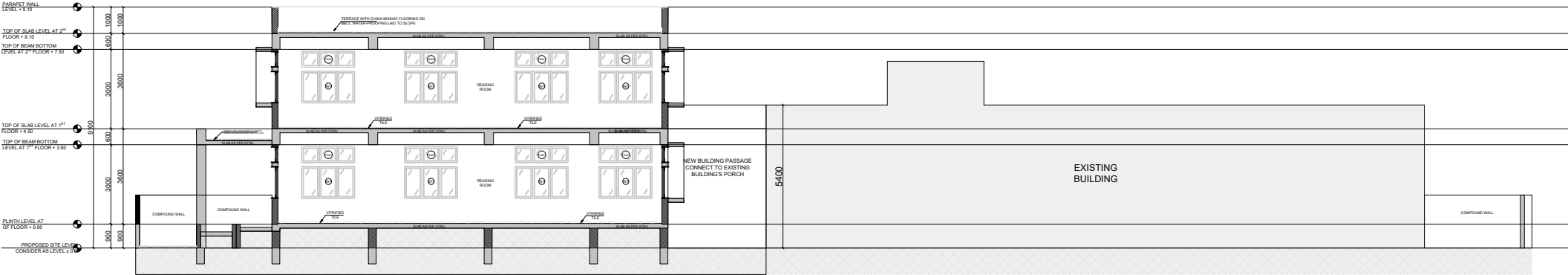
PROJECT INFORMATION:		SITE ADDRESS :		KEY PLAN :		GENERAL NOTES:		REVISION PARTICULARS:		STRUCTURAL CON		ARCHITECTS / INTERIOR DESIGNERS:		DRAWING TITLE:		<div><div></div><div>N</div></div>					
DHRANGADHRA STUDY HALL						1. All Dimensions Are In MM 2. Do not scale the drawings. 3. This drawing is to be read in conjunction with all other related architectural & others consultants drawings. 4. Any discrepancy found in the drawings must be brought to Architect's office prior of execution.				<div><div>PARAM</div><div>CONSULTING ENGINEERS</div><div>8/1111 UNICUS SHYAMAL</div><div>SHYAMAL CROSS ROAD, AHMEDABAD-15</div><div>MD : 9519418231</div><div>E-mail: maha_paramconsultant@gmail.com</div></div> <div>M.E.P CONSULTANT</div>		<div><div>/</div><div>EITHER OR</div><div>ARCHITECTURE</div><div>901, Matrix, Behind Divya Bhaskar, S G Highway, Ahmedabad - Gujarat - 54.</div><div>eitheror.architecture@gmail.com, 9724694445</div></div>		UPPER TERRACE FLOOR PLAN							
		CLIENT :												SCALE: 1:100		DWN BY: FORAM		CHECKED BY: HARSH SHAH		APPROVED BY: JAY SUTHAR	
		SPORTS AUTHORITY OF GUJARAT						SR.NO		DATE		Drn By		Revision							
																				A - 104	



SECTION AA'



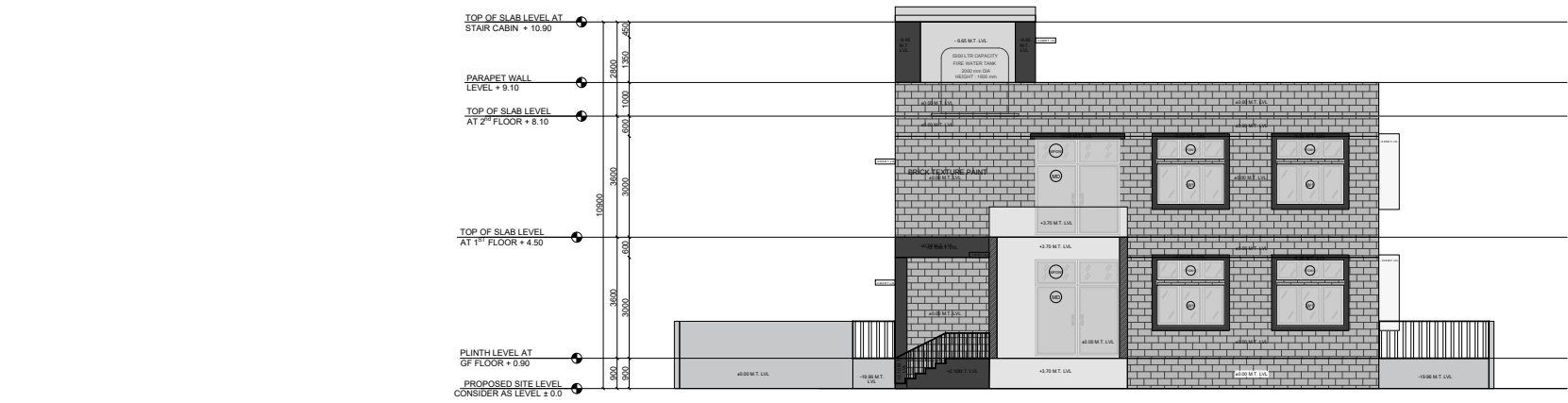
SECTION BB'



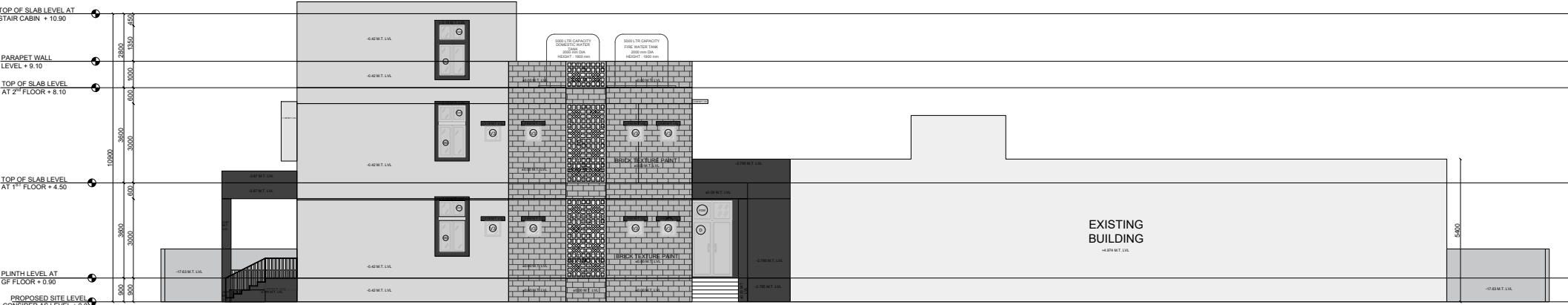
SECTION CC'

PROJECT INFORMATION:		SITE ADDRESS :		KEY PLAN :		GENERAL NOTES:		REVISION PARTICULARS:		STRUCTURAL CON		ARCHITECTS / INTERIOR DESIGNERS:		DRAWING TITLE:		<div><div></div><div>N</div></div>									
DHRANGADHRA STUDY HALL		CLIENT :  <b>SPORTS AUTHORITY OF GUJARAT</b>				1. All Dimensions Are In MM 2. Do not scale the drawings. 3. This drawing is to be read in conjunction with all other related architectural & others consultants drawings. 4. Any discrepancy found in the drawings must be brought to Architect's office prior of execution.				<div><div>PARAM</div><div>CONSULTING ENGINEERS</div><div>B/1111 UNICUS SHYAMAL SHYAMAL CROSS ROAD, AHMEDABAD-15</div><div>MO : 9519415231</div><div>E-mail : <a href="mailto:paramconsultant@gmail.com">paramconsultant@gmail.com</a></div></div> <div>M.E.P CONSULTANT</div>		<div><div>/</div><div>EITHER OR ARCHITECTURE</div><div>901, Matrix, Behind Divya Bhaskar, S G Highway, Ahmedabad - Gujarat - 54.</div><div><a href="mailto:eitheror.architecture@gmail.com">eitheror.architecture@gmail.com</a>, 9724694445</div></div>		SECTIONS											
																		SCALE: 1:150		DWN BY: FORAM		CHECKED BY: HARSH SHAH		APPROVED BY: JAY SUTHAR	
																		SHEET NO: 06-06-2026		DRAWING NO:		REV NO: R0		A - 105	
								SR.NO		DATE		Dwn By		Revision											

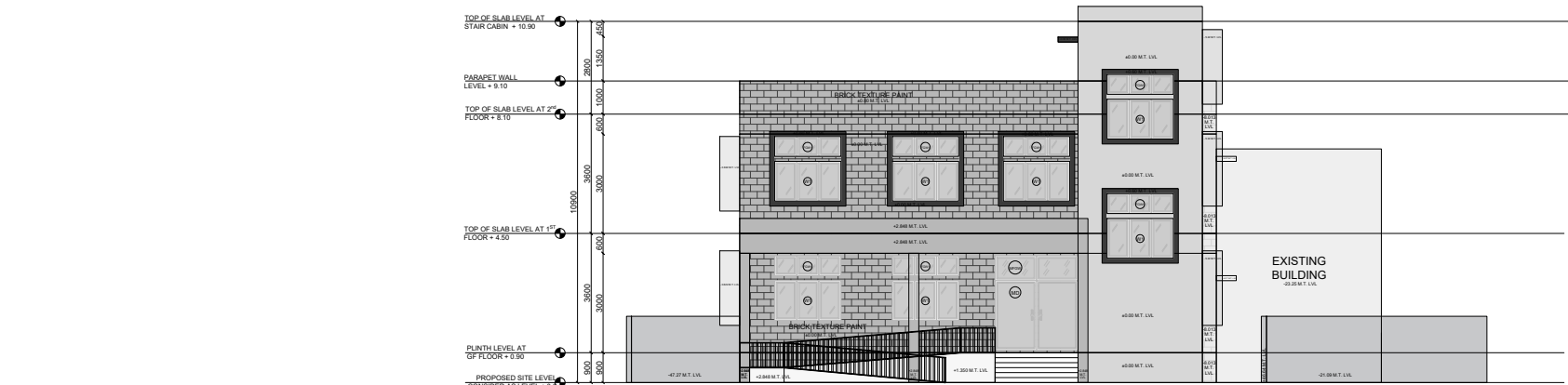




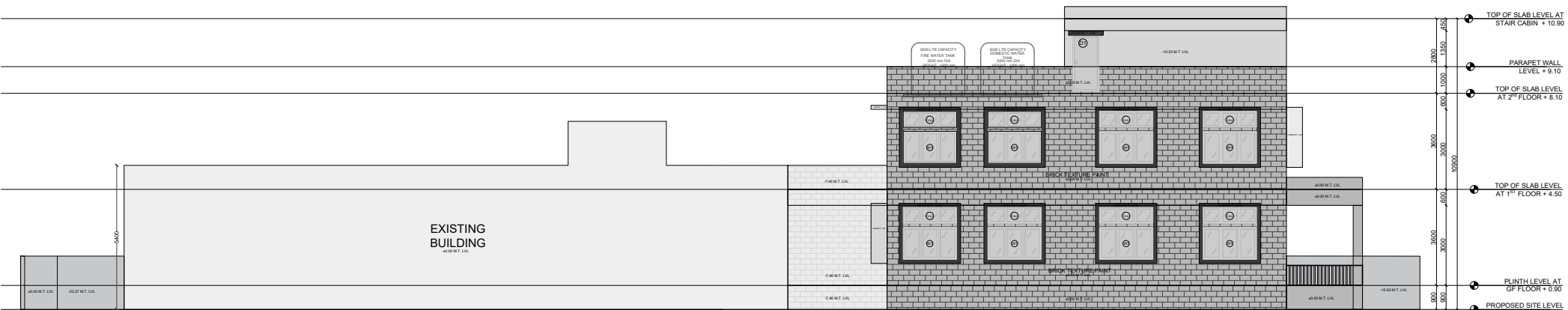
ELEVATION A



ELEVATION B



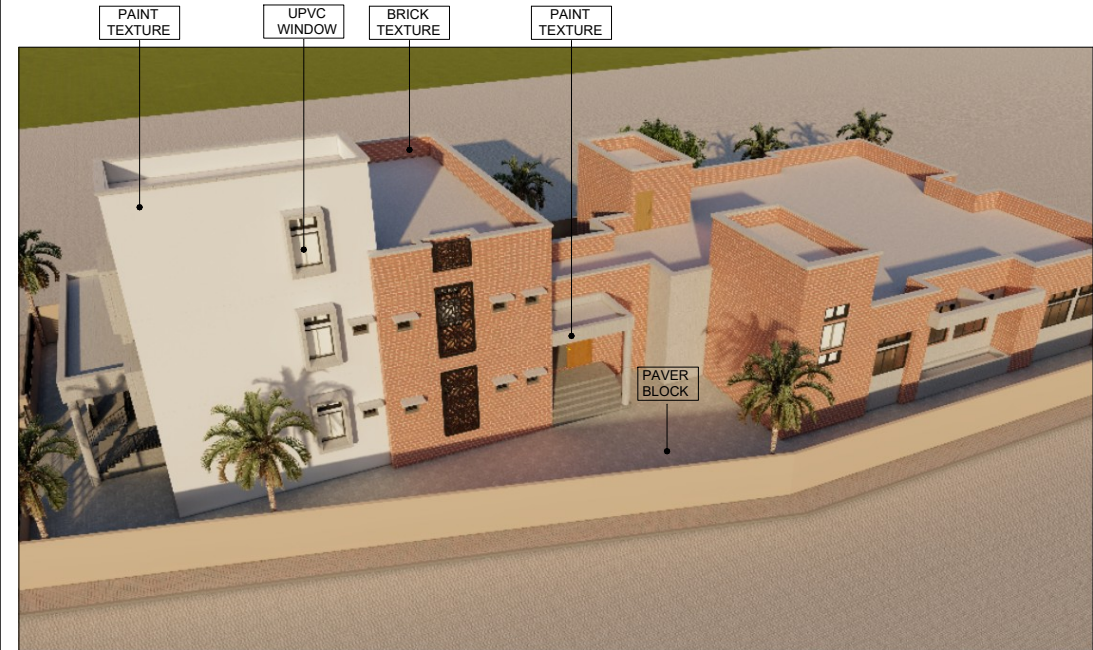
ELEVATION C





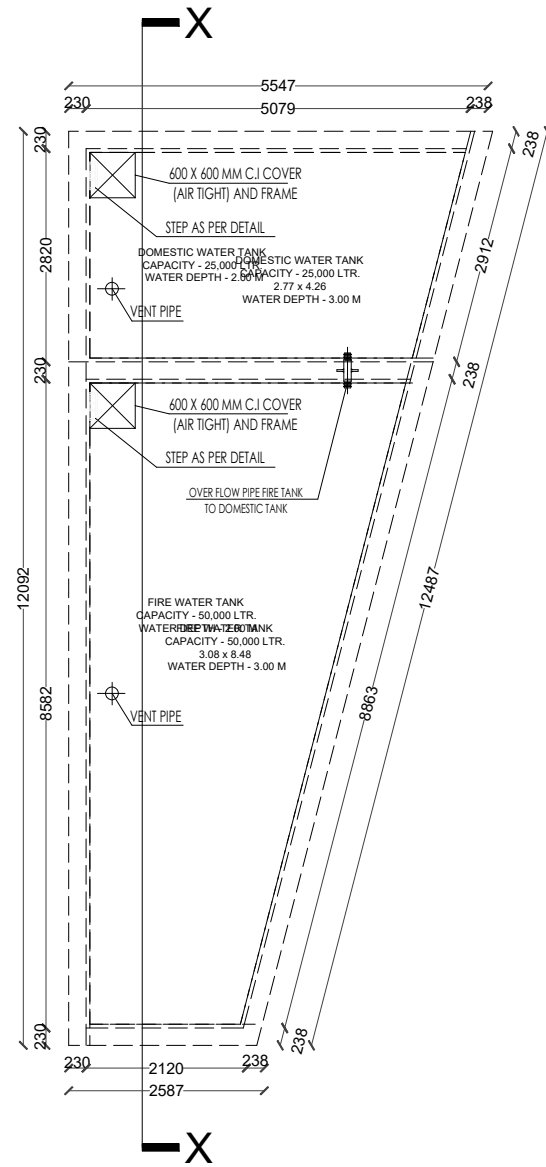
ELEVATION D

PROJECT INFORMATION:	SITE ADDRESS :	KEY PLAN :	GENERAL NOTES:	REVISION PARTICULARS:	STRUCTURAL CON	ARCHITECTS / INTERIOR DESIGNERS:	DRAWING TITLE:	
DHRANGADHRA STUDY HALL	CLIENT : SPORTS AUTHORITY OF GUJARAT		1. All Dimensions Are In MM 2. Do not scale the Drawings. 3. This drawing is to be read in conjunction with all other related architectural & others consultants drawings. 4. Any discrepancy found in the drawings must be brought to Architect's office prior of execution.	SR.NO DATE Dwn By Revision	PARAM CONSULTING ENGINEERS B/111 UNICUS SHYAMAL SHYAMAL CROSS ROAD, AHMEDABAD-15 INDIA - 380 014 E-mail: eitheror.architecture@gmail.com	<b>EITHER OR</b> ARCHITECTURE 901, Matrix, Behind Divya Bhaskar, S G Highway, Ahmedabad - Gujarat - 54. eitheror.architecture@gmail.com, 9724694445	ELEVATIONS SCALE: 1:150 DATE: 06-06-2026 SHEET NO: REV. NO: R0 PROJ REF: ARC & CIVIL	FORAM HARSH SHAH JAY SUTHAR DRAWING NO: A - 106

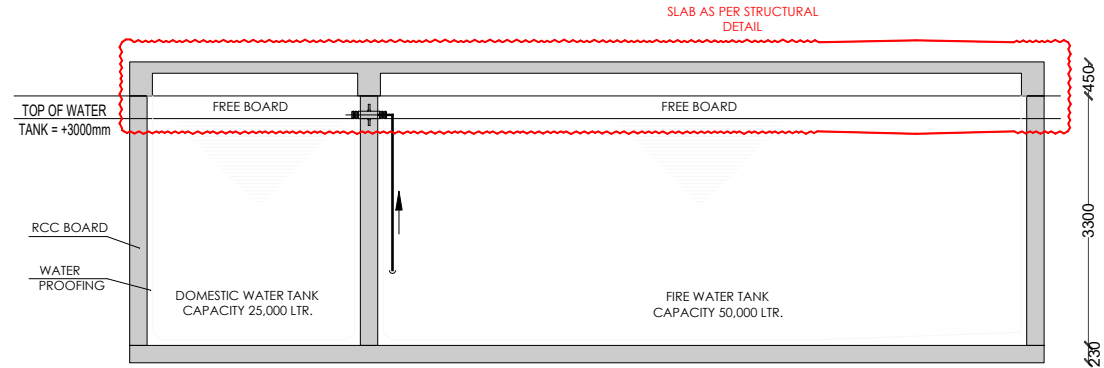




PROJECT INFORMATION:		SITE ADDRESS :		KEY PLAN :		GENERAL NOTES:		REVISION PARTICULARS:			STRUCTURAL CON		ARCHITECTS / INTERIOR DESIGNERS:		DRAWING TITLE:					
DHRANGADHRA STUDY HALL		CLIENT :  <b>SPORTS AUTHORITY OF GUJARAT</b>				1. All Dimensions Are In MM 2. Do not scale the drawings.  3. This drawing is to be read in conjunction with all other related architectural & others consultants drawings.  4. Any discrepancy found in the drawings must be brought to Architect's office prior of execution.					 PARAM CONSULTING ENGINEERS B/1111 UNICUS SHYAMAL, SHYAMAL CROSS ROAD, AHMEDABAD-15 MO - 9810415271 E-mail : amil@paramconsultingindia@gmail.com		 / <b>EITHER OR ARCHITECTURE</b>  901, Matrix, Behind Divya Bhaskar, S G Highway, Ahmedabad - Gujarat - 54. eitheror.architecture@gmail.com, 9724694445		3D VIEWS					
								SR.NO			DATE	Dm By	Revision							
														SCALE:				DWN BY:	CHECKED BY:	APPROVED BY:
														DATE:			03-06-2026	FORAM	HARSH SHAH	JAY SUTHAR
														SHEET NO				DRAWING NO.		
														REV.NO:			Rd			A - 107
														PROJ REF:			ARC & CIVIL			



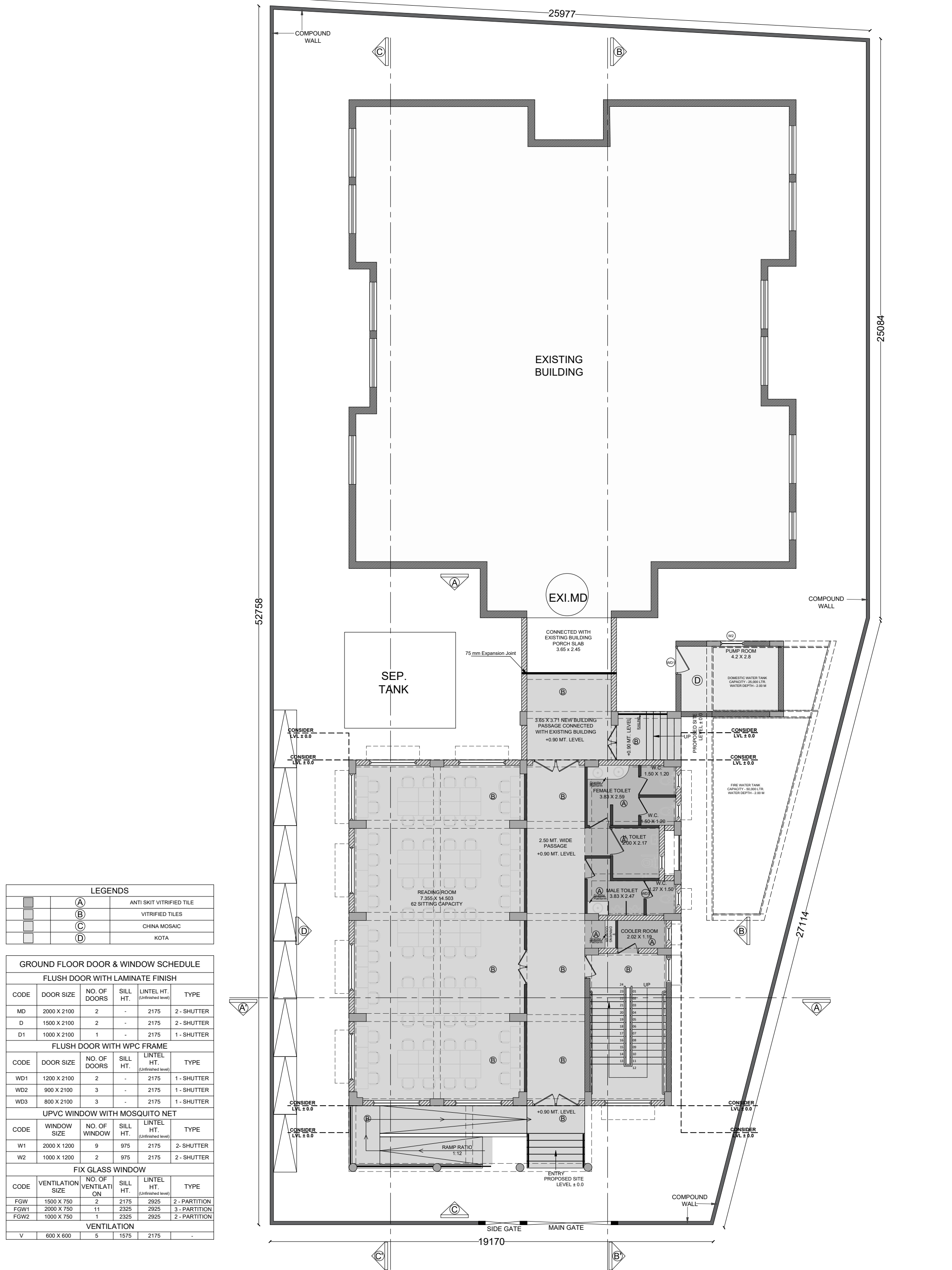
PLAN - FIRE AND DOMESTIC WATER TANK



SECTION X-X

PROJECT INFORMATION:	SITE ADDRESS :	KEY PLAN :	GENERAL NOTES:	REVISION PARTICULARS:				STRUCTURAL CON	ARCHITECTS / INTERIOR DESIGNERS:	DRAWING TITLE:																																																																																																																																																																																																																																																																																																																																																																																																																																																																																																																																																																																																																																																																																																																																																																																																																																																																																																																																																																																																																																																																																																																																																																																																																																																																																																																																																											
DHRANGADHRA STUDY HALL			1. All Dimensions Are In MM 2. Do not scale the drawings. 3. This drawing is to be read in conjunction with all other related architectural & others consultants drawings. 4. Any discrepancy found in the drawings must be brought to Architect's office prior of execution.					<div>PARAM</div> <div>CONSULTING ENGINEERS</div> <div>B/1111 UNICUS BRYAMAL</div> <div>SHYAMAL CROSS ROAD, AHMEDABAD-15</div> <div>MO - 9510415231</div> <div>E mail - kantar.paramconsultants@gmail.com</div>	<div><div>EITHER OR</div><div>ARCHITECTURE</div><div>901, Matrix, Behind Divya Bhaskar,</div><div>S G Highway, Ahmedabad - Gujarat - 54.</div><div>eitheror.architecture@gmail.com, 9724694445</div></div>	U/G TANK DETAILS																																																																																																																																																																																																																																																																																																																																																																																																																																																																																																																																																																																																																																																																																																																																																																																																																																																																																																																																																																																																																																																																																																																																																																																																																																																																																																																																																											
	CLIENT :																																																																																																																																																																																																																																																																																																																																																																																																																																																																																																																																																																																																																																																																																																																																																																																																																																																																																																																																																																																																																																																																																																																																																																																																																																																																																																																																																																				
	SPORTS AUTHORITY OF GUJARAT																																																																																																																																																																																																																																																																																																																																																																																																																																																																																																																																																																																																																																																																																																																																																																																																																																																																																																																																																																																																																																																																																																																																																																																																																																																																																																																																																																				
				SR.NO	DATE	Dm By	Revision																																																																																																																																																																																																																																																																																																																																																																																																																																																																																																																																																																																																																																																																																																																																																																																																																																																																																																																																																																																																																																																																																																																																																																																																																																																																																																																																																														</



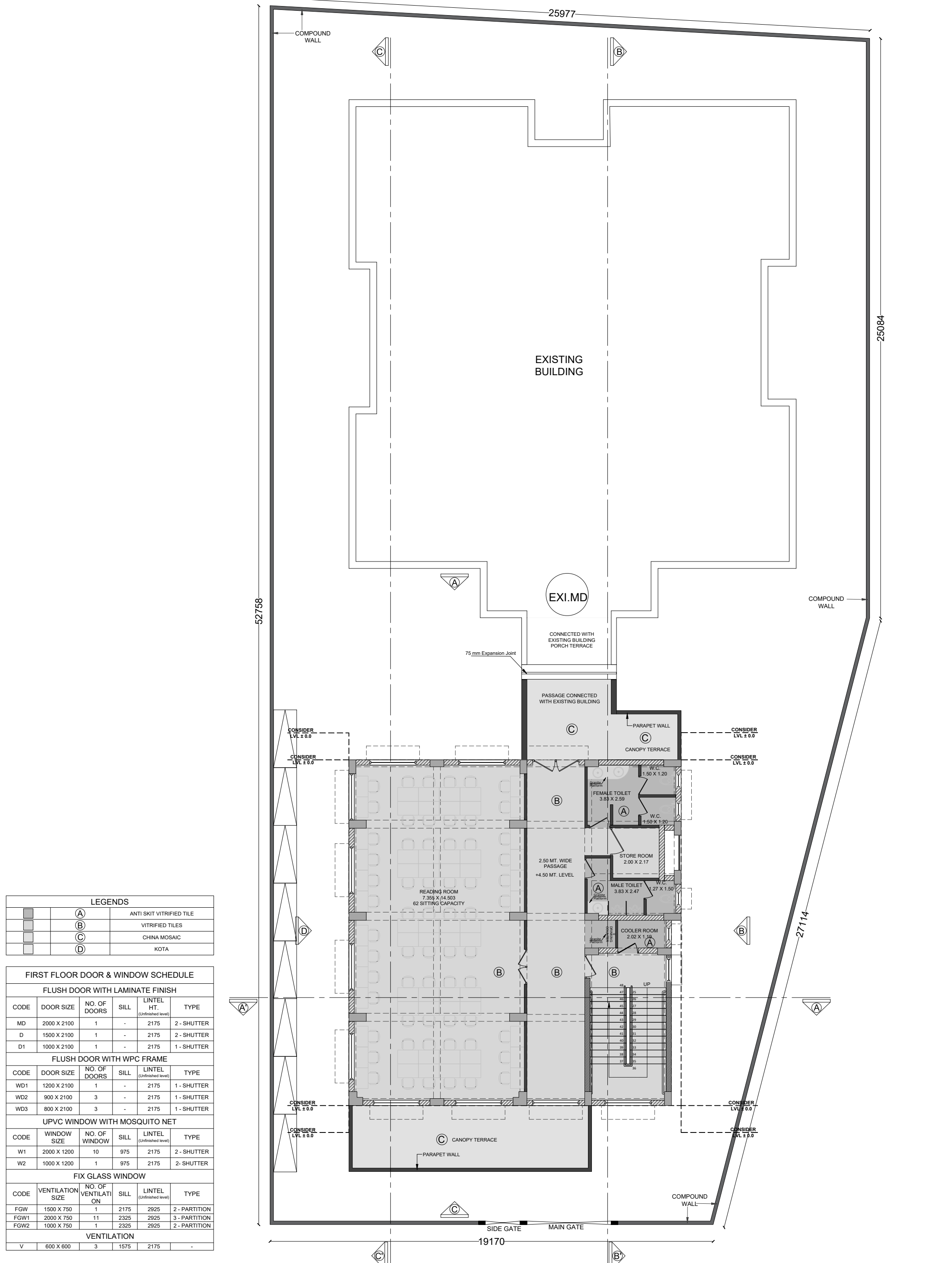


LEGENDS		
	(A)	ANTI SKIT VITRIFIED TILE
	(B)	VITRIFIED TILES
	(C)	CHINA MOSAIC
	(D)	KOTA

GROUND FLOOR DOOR & WINDOW SCHEDULE					
FLUSH DOOR WITH LAMINATE FINISH					
CODE	DOOR SIZE	NO. OF DOORS	SILL HT.	LINTEL HT. (Unfinished level)	TYPE
MD	2000 X 2100	2	-	2175	2 - SHUTTER
D	1500 X 2100	2	-	2175	2 - SHUTTER
D1	1000 X 2100	1	-	2175	1 - SHUTTER
FLUSH DOOR WITH WPC FRAME					
CODE	DOOR SIZE	NO. OF DOORS	SILL HT.	LINTEL HT. (Unfinished level)	TYPE
WD1	1200 X 2100	2	-	2175	1 - SHUTTER
WD2	900 X 2100	3	-	2175	1 - SHUTTER
WD3	800 X 2100	3	-	2175	1 - SHUTTER
UPVC WINDOW WITH MOSQUITO NET					
CODE	WINDOW SIZE	NO. OF WINDOWS	SILL HT.	LINTEL HT. (Unfinished level)	TYPE
W1	2000 X 1200	9	975	2175	2 - SHUTTER
W2	1000 X 1200	2	975	2175	2 - SHUTTER
FIX GLASS WINDOW					
CODE	VENTILATION SIZE	NO. OF VENTILATION	SILL HT.	LINTEL HT. (Unfinished level)	TYPE
FGW	1500 X 750	2	2175	2925	2 - PARTITION
FGW1	2000 X 750	11	2325	2925	3 - PARTITION
FGW2	1000 X 750	1	2325	2925	2 - PARTITION
VENTILATION					
V	600 X 600	5	1575	2175	-

PROJECT INFORMATION:	SITE ADDRESS :	KEY PLAN :	GENERAL NOTES:	REVISION PARTICULARS:	STRUCTURAL CON	ARCHITECTS / INTERIOR DESIGNERS:	DRAWING TITLE:
DHRANGADHRA STUDY HALL	CLIENT : SPORTS AUTHORITY OF GUJARAT		1. All Dimensions Are In MM 2. Do not scale the drawings. 3. This drawing is to be read in conjunction with all other related architectural & others consultants drawings. 4. Any discrepancy found in the drawings must be brought to Architect's office prior of execution.	SR.NO DATE Dwn By Revision	PARAM CONSULTING ENGINEERS B/1111 UNICUS SHYAMAL SHYAMAL CROSS ROAD, AHMEDABAD-15 MD - 9519415201 E-mail: info@paramconsultant@gmail.com	EITHER OR ARCHITECTURE 901, Matrix, Behind Divya Bhaskar, S G Highway, Ahmedabad - Gujarat - 54. eitheror.architecture@gmail.com, 9724694445	GROUND FLOOR PLAN SCALE: 1:100 DATE: 06-06-2026 SHEET NO: R0 PROJ REF: ARC & CIVIL DWN BY: FORAM CHECKED BY: HARSH SHAH APPROVED BY: JAY SUTHAR DRAWING NO: A - 201

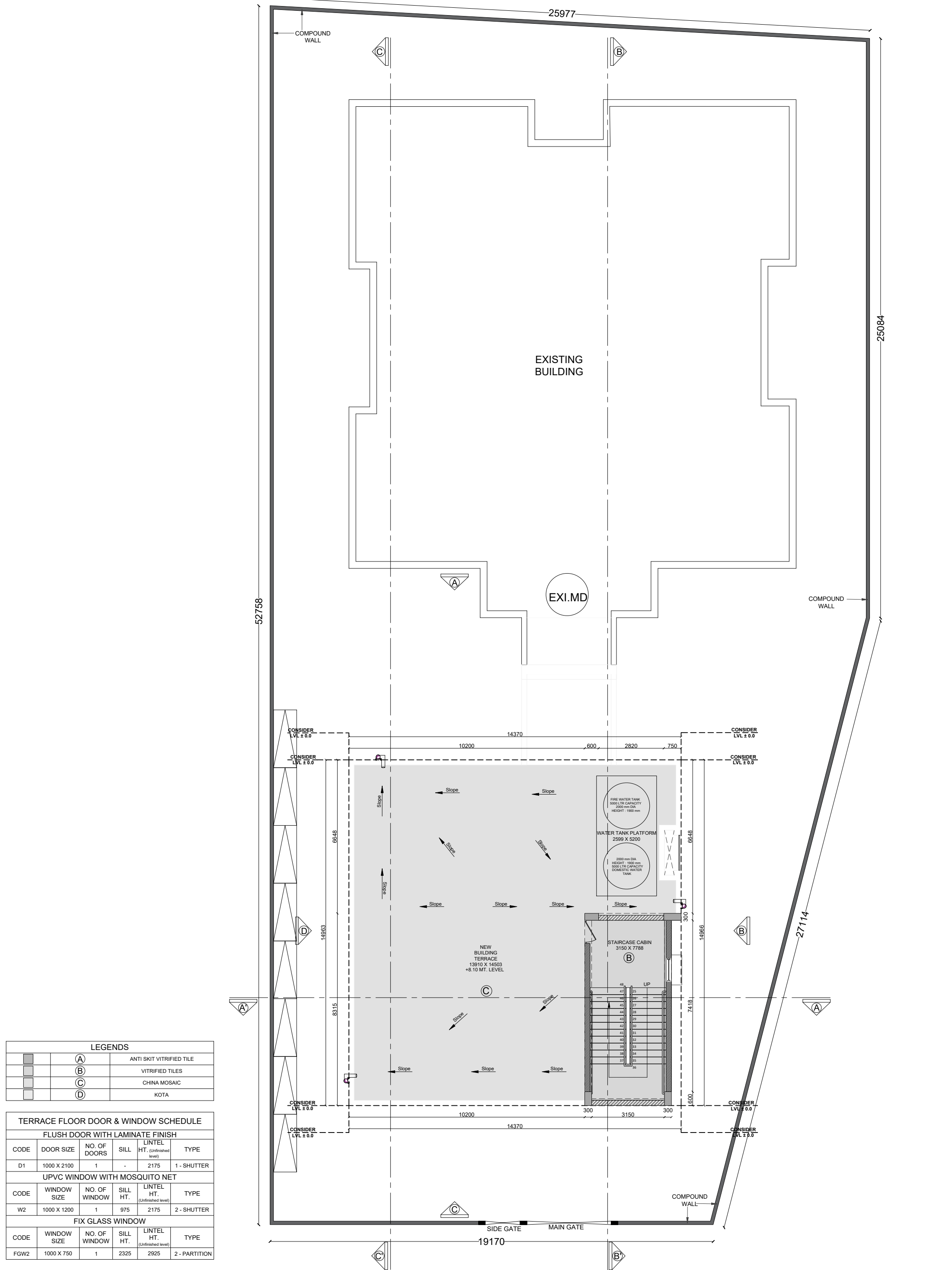




LEGENDS				
	(A)	ANTI SKIT VITTRIFIED TILE		
	(B)	VITTRIFIED TILES		
	(C)	CHINA MOSAIC		
	(D)	KOTA		

FIRST FLOOR DOOR & WINDOW SCHEDULE					
FLUSH DOOR WITH LAMINATE FINISH					
CODE	DOOR SIZE	NO. OF DOORS	SILL	LINTEL HT. (Unfinished level)	TYPE
MD	2000 X 2100	1	-	2175	2 - SHUTTER
D	1500 X 2100	1	-	2175	2 - SHUTTER
D1	1000 X 2100	1	-	2175	1 - SHUTTER
FLUSH DOOR WITH WPC FRAME					
CODE	DOOR SIZE	NO. OF DOORS	SILL	LINTEL (Unfinished level)	TYPE
WD1	1200 X 2100	1	-	2175	1 - SHUTTER
WD2	900 X 2100	3	-	2175	1 - SHUTTER
WD3	800 X 2100	3	-	2175	1 - SHUTTER
UPVC WINDOW WITH MOSQUITO NET					
CODE	WINDOW SIZE	NO. OF WINDOW	SILL	LINTEL (Unfinished level)	TYPE
W1	2000 X 1200	10	975	2175	2 - SHUTTER
W2	1000 X 1200	1	975	2175	2 - SHUTTER
FIX GLASS WINDOW					
CODE	VENTILATION SIZE	NO. OF VENTILATION	SILL	LINTEL (Unfinished level)	TYPE
FGW	1500 X 750	1	2175	2925	2 - PARTITION
FGW1	2000 X 750	11	2325	2925	3 - PARTITION
FGW2	1000 X 750	1	2325	2925	2 - PARTITION
VENTILATION					
V	600 X 600	3	1575	2175	-

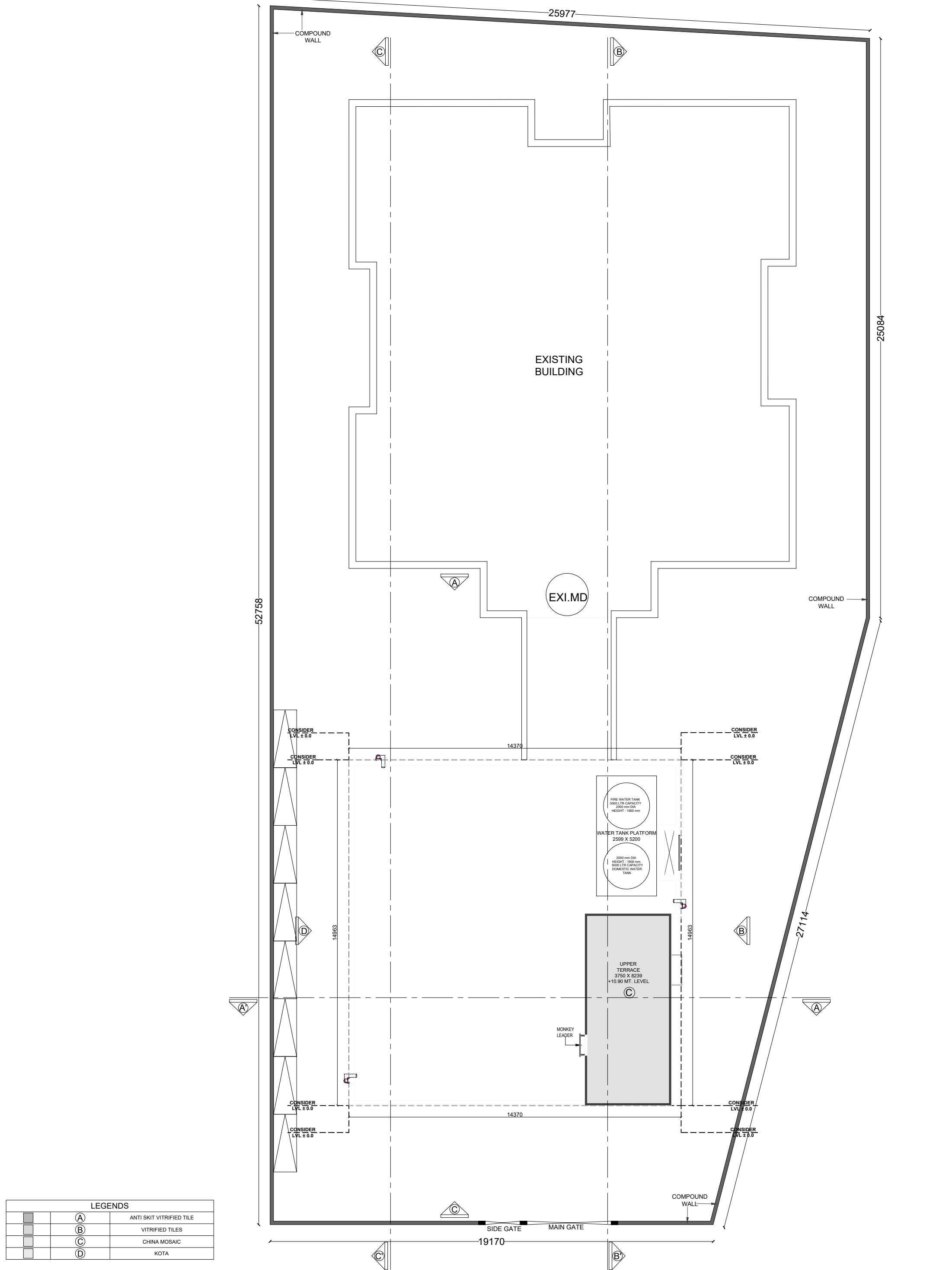
PROJECT INFORMATION:		SITE ADDRESS :		KEY PLAN :		GENERAL NOTES:		REVISION PARTICULARS:		STRUCTURAL CON		ARCHITECTS / INTERIOR DESIGNERS:		DRAWING TITLE:		<div><div></div><div>N</div></div>	
DHRANGADHRA STUDY HALL						1. All Dimensions Are In MM 2. Do not scale the drawings. 3. This drawing is to be read in conjunction with all other related architectural & others consultants drawings. 4. Any discrepancy found in the drawings must be brought to Architect's office prior of execution.				<div><div>PARAM</div><div>CONSULTING ENGINEERS</div><div>B/1111 UNICUS SHYAMAL</div><div>SHYAMAL CROSS ROAD, AHMEDABAD-15</div><div>MD - 95104 15251</div><div>E-mail: mester.paramconsultant@gmail.com</div></div> <div>M.E.P CONSULTANT</div>		<div><div><div></div><div>EITHER OR</div><div>ARCHITECTURE</div></div><div>901, Matrix, Behind Divya Bhaskar, S G Highway, Ahmedabad - Gujarat - 54.</div><div>eitheror.architecture@gmail.com, 9724694445</div></div>		FIRST FLOOR PLAN		<div><div></div><div></div></div>	
		CLIENT :															
		SPORTS AUTHORITY OF GUJARAT						SR.NO		DATE		Drn By		Revision			



LEGENDS				
	(A)	ANTI SKIT VITRIFIED TILE		
	(B)	VITRIFIED TILES		
	(C)	CHINA MOSAIC		
	(D)	KOTA		

TERRACE FLOOR DOOR & WINDOW SCHEDULE					
FLUSH DOOR WITH LAMINATE FINISH					
CODE	DOOR SIZE	NO. OF DOORS	SILL HT.	LINTEL HT. (Unfinished level)	TYPE
D1	1000 X 2100	1	-	2175	1 - SHUTTER
UPVC WINDOW WITH MOSQUITO NET					
CODE	WINDOW SIZE	NO. OF WINDOW	SILL HT.	LINTEL HT. (Unfinished level)	TYPE
W2	1000 X 1200	1	975	2175	2 - SHUTTER
FIX GLASS WINDOW					
CODE	WINDOW SIZE	NO. OF WINDOW	SILL HT.	LINTEL HT. (Unfinished level)	TYPE
FGW2	1000 X 750	1	2325	2925	2 - PARTITION

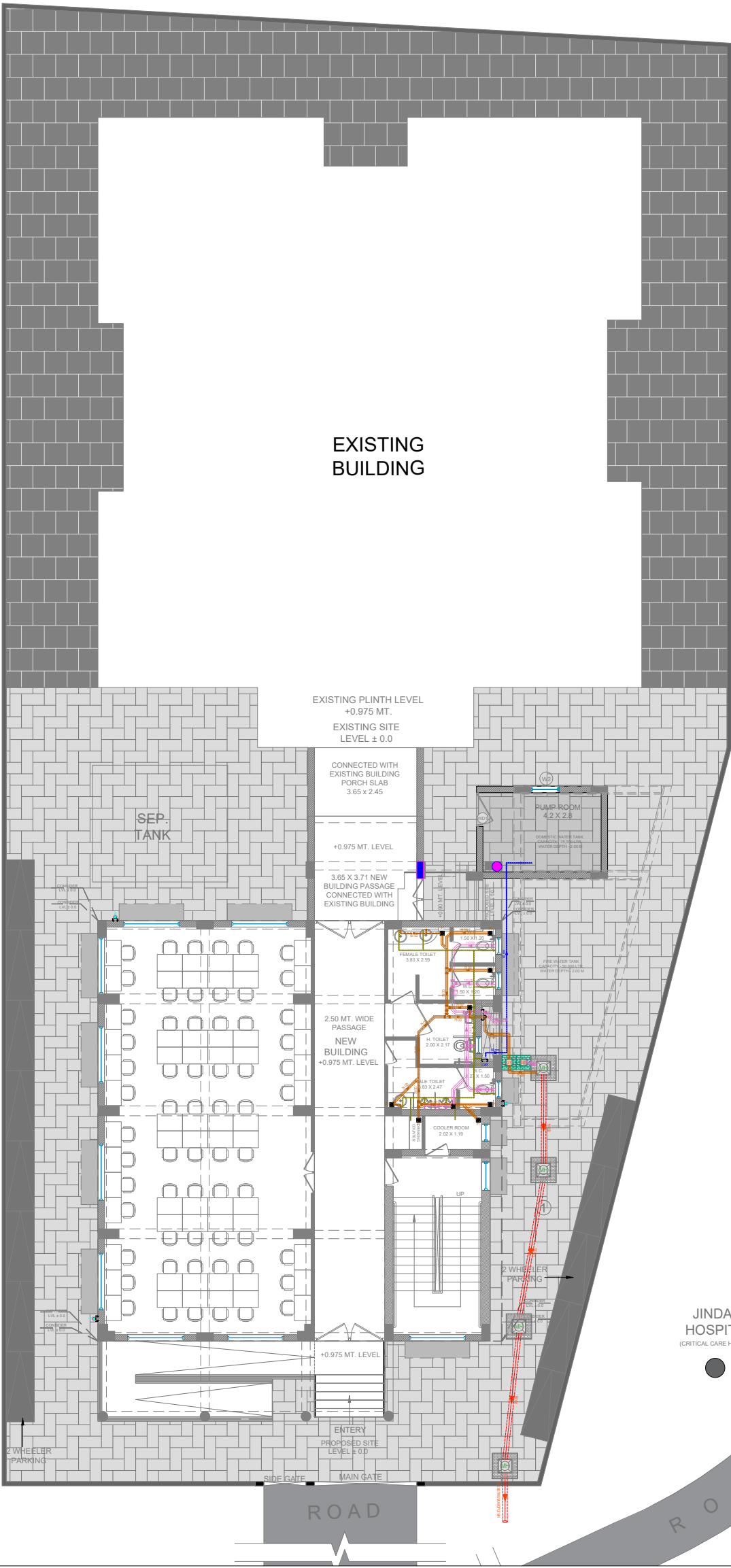
PROJECT INFORMATION:	SITE ADDRESS :	KEY PLAN :	GENERAL NOTES:	REVISION PARTICULARS:		STRUCTURAL CON	ARCHITECTS / INTERIOR DESIGNERS:	DRAWING TITLE:	<div><div></div><div>N</div></div>			
DHRANGADHRA STUDY HALL	CLIENT :  <b>SPORTS AUTHORITY OF GUJARAT</b>		1. All Dimensions Are In MM 2. Do not scale the drawings. 3. This drawing is to be read in conjunction with all other related architectural & others consultants drawings. 4. Any discrepancy found in the drawings must be brought to Architect's office prior of execution.			<div><div>PARAM</div><div>CONSULTING ENGINEERS</div><div>B/1111 UNICUS SHYAMAL</div><div>SHYAMAL CROSS ROAD, AHMEDABAD-15</div><div>MD : 9519415251</div><div>E-mail: info@paramconsultant@gmail.com</div></div> <div>M.E.P CONSULTANT</div>	<div><div><div></div></div><div>EITHER OR</div><div>ARCHITECTURE</div><div>901, Matrix, Behind Divya Bhaskar, S G Highway, Ahmedabad - Gujarat - 54.</div><div>eitheror.architecture@gmail.com, 9724694445</div></div>	TERRACE FLOOR PLAN				
								SCALE: 1:100		DWN BY:	CHECKED BY:	APPROVED BY:
								DATE: 06-06-2026		FORAM	HARSH SHAH	JAY SUTHAR
								SHEET NO:		DRAWING NO:		A - 203
REV.NO: R0												
PROJ REF:	ARC & CIVIL											



LEGENDS		
	(A)	ANTI SKIT VITTRIFIED TILE
	(B)	VITTRIFIED TILES
	(C)	CHINA MOSAIC
	(D)	KOTA

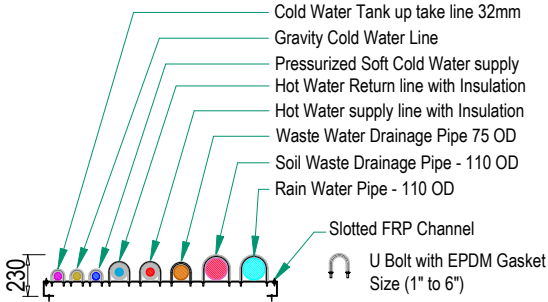
PROJECT INFORMATION:		SITE ADDRESS :		KEY PLAN :		GENERAL NOTES:		REVISION PARTICULARS:		STRUCTURAL CON		ARCHITECTS / INTERIOR DESIGNERS:		DRAWING TITLE:		<div><div></div><div>N</div></div>	
DHRANGADHRA STUDY HALL		CLIENT : <b>SPORTS AUTHORITY OF GUJARAT</b>		1. All Dimensions Are In MM 2. Do not scale the drawings. 3. This drawing is to be read in conjunction with all other related architectural & others consultants drawings. 4. Any discrepancy found in the drawings must be brought to Architect's office prior of execution.		<div><div>PARAM</div><div>CONSULTING ENGINEERS</div><div>B/1111 UNICUS SHYAMAL</div><div>SHYAMAL CROSS ROAD, AHMEDABAD-15</div><div>MD - 38 0014 INDIA</div><div>E-mail: <a href="mailto:paramconsultant@gmail.com">paramconsultant@gmail.com</a></div></div> <div>M.E.P CONSULTANT</div>						<div><div><div>/</div><div>EITHER OR</div><div>ARCHITECTURE</div></div><div>901, Matrix, Behind Divya Bhaskar, S G Highway, Ahmedabad - Gujarat - 54.</div><div><a href="mailto:eitheror.architecture@gmail.com">eitheror.architecture@gmail.com</a>, 9724694445</div></div>		UPPER TERRACE FLOOR PLAN		<div><div>SCALE: 1:100</div><div>DATE: 06-06-2026</div><div>SHEET NO:</div><div>REV.NO: R0</div><div>PROJ REF: ARC &amp; CIVIL</div></div> <div><div>DWN BY: FORAM</div><div>CHECKED BY: HARSH SHAH</div><div>DRAWING NO:</div><div>APPROVED BY: JAY SUTHAR</div></div> <div>A - 204</div>	





LEGEND FOR DRAINAGE PIPE LINE :			
P TRAP-110 x 75 mm	G GUBBY	MFT	MULTI FLOOR TRAP
W3 - 40mm OD SILENCIO LOW NOISE	W/W	PIPE SLOPE- 1 IN 40	
W2 - 50mm OD SILENCIO LOW NOISE	W/W	PIPE SLOPE- 1 IN 40	
W1 - 75mm OD SILENCIO LOW NOISE	W/W	PIPE SLOPE- 1 IN 50	
W - 110mm OD SILENCIO LOW NOISE	W/W	PIPE DUCT	
S - 110mm OD SILENCIO LOW NOISE	S/W	PIPE DUCT	
S1 - 110mm OD SILENCIO LOW NOISE	S/W	PIPE SLOPE- 1 IN 40	
G - 110mmØ uPVC ECO DRAIN PIPE	W/W	PIPE SLOPE- 1 IN 80	
H - 160mmØ uPVC ECO DRAIN PIPE		PIPE SLOPE- 1 IN 100	
H1 - 200mmØ uPVC ECO DRAIN PIPE		PIPE SLOPE- 1 IN 150	
AV - 75mm OD uPVC (SWR -Type B Ring Fit)		AIRVENT PIPE	
R - 110mm OD uPVC (SWR -Type B Ring Fit)		RAIN WATER PIPE	
R1 - 75mm OD uPVC (SWR -Type B Ring Fit)		RAIN WATER PIPE	

LEGEND OF WATER SUPPLY PIPE LINE :			
	GRAVITY- SOFT WATER SUPPLY LINE		
	PRESSURIZED - SOFT WATER SUPPLY LINE		
	GRAVITY - RAW WATER SUPPLY LINE		
	PRESSURIZED - RAW WATER SUPPLY LINE		
	BORE WATER SUPPLY LINE		
	SOIL WASTE LINE		
	WASTE WATER LINE		
	RAIN WATER LINE		
	AIR VENT LINE		
	MAIN MAN HOLE DRAINAGE LINE		
	BALL VALVE		
	NON RETURN VALVE		
	BALL COCK		



DUCT PIPE LINE DETAIL FOR REFERENCE

PROJECT INFORMATION:	SYMBOL	DESCRIPTION	STRUCTURAL	ARCHITECTS / INTERIOR DESIGNERS:
<b>DHRANGADHRA STUDY HALL</b>				<b>EITHER OR ARCHITECTURE</b> 901, Matrix, Behind Divya Bhaskar, S G Highway, Ahmedabad - Gujarat - 54. eitheror.architecture@gmail.com, 9909942314
CLIENT INFORMATION: <b>PIU,SAG</b>	SITE ADDRESS :		GENERAL NOTES: 1. All Dimensions Are In FPS SYSTEM. 2. Do not scale the drawings. 3. This drawing is to be read in conjunction with all other related architectural & others consultants drawings. 4. Any discrepancy found in the drawings must be brought to Architect's office prior of execution. 5. All plans cut @ sill level.	SUBJECT OF DRAWING : <b>PLUMBING SITE PLAN</b>
				Scale : N.T.S. DATE :- 18/05/2026 Drawn : I.K. CHECKED :- J.N.M. Proj Ref: File No: DRAWING NO : DV_PLU.-01 Rev.no: R2

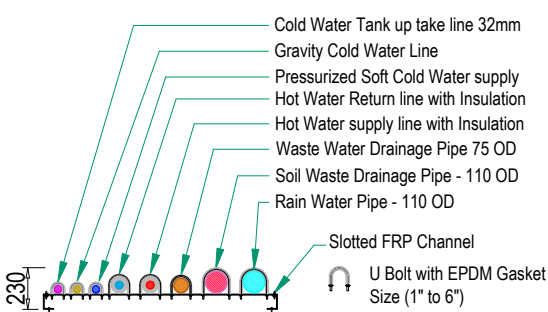


LEGEND FOR DRAINAGE PIPE LINE :

(P)	P' TRAP-110 x 75 mm	(G)	GUBBY	(MFT)	MULTI FLOOR TRAP
W3	- 40mm OD SILENCIO LOW NOISE	W/W	PIPE SLOPE- 1 IN 40		
W2	- 50mm OD SILENCIO LOW NOISE	W/W	PIPE SLOPE- 1 IN 40		
W1	- 75mm OD SILENCIO LOW NOISE	W/W	PIPE SLOPE- 1 IN 50		
W	- 110mm OD SILENCIO LOW NOISE	W/W	PIPE DUCT		
S	- 110mm OD SILENCIO LOW NOISE	S/W	PIPE DUCT		
S1	- 110mm OD SILENCIO LOW NOISE	S/W	PIPE SLOPE- 1 IN 40		
G	- 110mmØ uPVC ECO DRAIN PIPE	W/W	PIPE SLOPE- 1 IN 80		
H	- 160mmØ uPVC ECO DRAIN PIPE	PIPE SLOPE- 1 IN 100			
H1	- 200mmØ uPVC ECO DRAIN PIPE	PIPE SLOPE- 1 IN 150			
AV	- 75mm OD uPVC (SWR -Type B Ring Fit)	AIRVENT PIPE			
R	- 110mm OD uPVC (SWR -Type B Ring Fit)	RAIN WATER PIPE			
R1	- 75mm OD uPVC (SWR -Type B Ring Fit)	RAIN WATER PIPE			

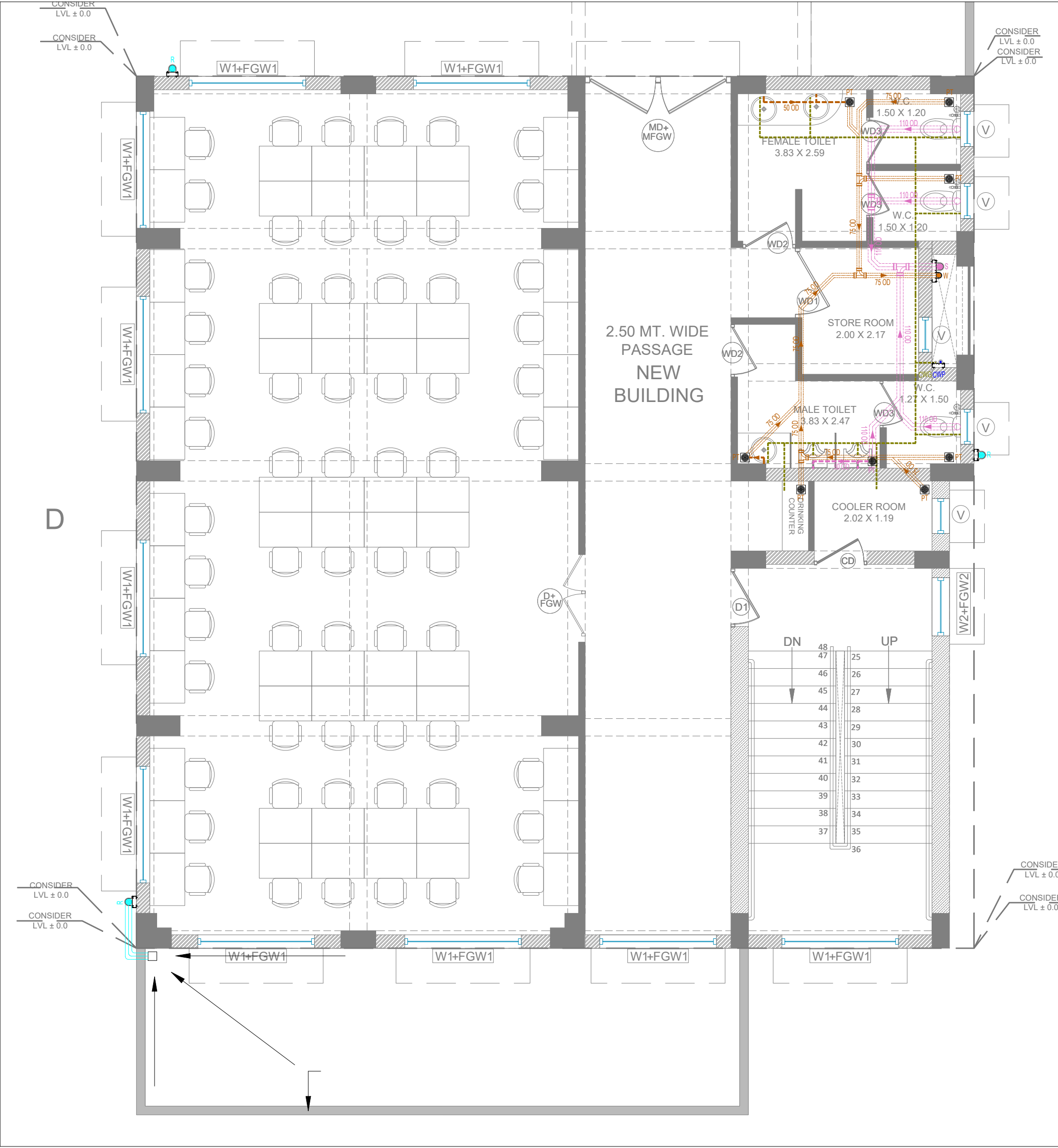
LEGEND OF WATER SUPPLY PIPE LINE :

	GRAVITY- SOFT WATER SUPPLY LINE		
	PRESSURIZED - SOFT WATER SUPPLY LINE		
	GRAVITY - RAW WATER SUPPLY LINE		
	PRESSURIZED - RAW WATER SUPPLY LINE		
	BORE WATER SUPPLY LINE		
	SOIL WASTE LINE		
	WASTE WATER LINE		
	RAIN WATER LINE		
	AIR VENT LINE		
	MAIN MAN HOLE DRAINAGE LINE		
	BALL VALVE		
	NON RETURN VALVE		
	BALL COCK		






DUCT PIPE LINE DETAIL FOR REFERENCE

PROJECT INFORMATION:	SYMBOL	DESCRIPTION	STRUCTURAL	ARCHITECTS / INTERIOR DESIGNERS:
<b>DHRANGADHRA STUDY HALL</b>				<b>EITHER OR ARCHITECTURE</b> 901, Matrix, Behind Divya Bhaskar, S G Highway, Ahmedabad - Gujarat - 54. eitheror.architecture@gmail.com, 9909942314
CLIENT INFORMATION: <b>PIU,SAG</b>	SITE ADDRESS :		GENERAL NOTES: 1. All Dimensions Are In FPS SYSTEM. 2. Do not scale the drawings. 3. This drawing is to be read in conjunction with all other related architectural & others consultants drawings. 4. Any discrepancy found in the drawings must be brought to Architect's office prior of execution. 5. All plans cut @ sill level.	SUBJECT OF DRAWING : <b>PLUMBING GROUND FLOOR PLAN</b>
			Scale : N.T.S. Drawn : I.K Proj Ref:	DATE :- 18/05/2026 CHECKED :- J.N.M DRAWING NO : DV_PLU.-04 Rev.no: R2

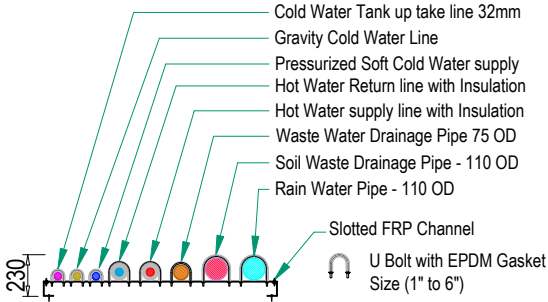


LEGEND FOR DRAINAGE PIPE LINE :

 P	P' TRAP-110 x 75 mm		 G	GUBBY	 MFT	MULTI FLOOR TRAP
W3 - 40mm	OD	SILENCIO LOW NOISE	W/W	PIPE SLOPE- 1 IN 40		
W2 - 50mm	OD	SILENCIO LOW NOISE	W/W	PIPE SLOPE- 1 IN 40		
W1 - 75mm	OD	SILENCIO LOW NOISE	W/W	PIPE SLOPE- 1 IN 50		
W - 110mm	OD	SILENCIO LOW NOISE	W/W	PIPE DUCT		
S - 110mm	OD	SILENCIO LOW NOISE	S/W	PIPE DUCT		
S1 - 110mm	OD	SILENCIO LOW NOISE	S/W	PIPE SLOPE- 1 IN 40		
G - 110mmØ	uPVC	ECO DRAIN PIPE	W/W	PIPE SLOPE- 1 IN 80		
H - 160mmØ	uPVC	ECO DRAIN PIPE		PIPE SLOPE- 1 IN 100		
H1 - 200mmØ	uPVC	ECO DRAIN PIPE		PIPE SLOPE- 1 IN 150		
AV - 75mm	OD	uPVC (SWR -Type B Ring Fit)		AIRVENT PIPE		
R - 110mm	OD	uPVC (SWR -Type B Ring Fit)		RAIN WATER PIPE		
R1 - 75mm	OD	uPVC (SWR -Type B Ring Fit)		RAIN WATER PIPE		

LEGEND OF WATER SUPPLY PIPE LINE :

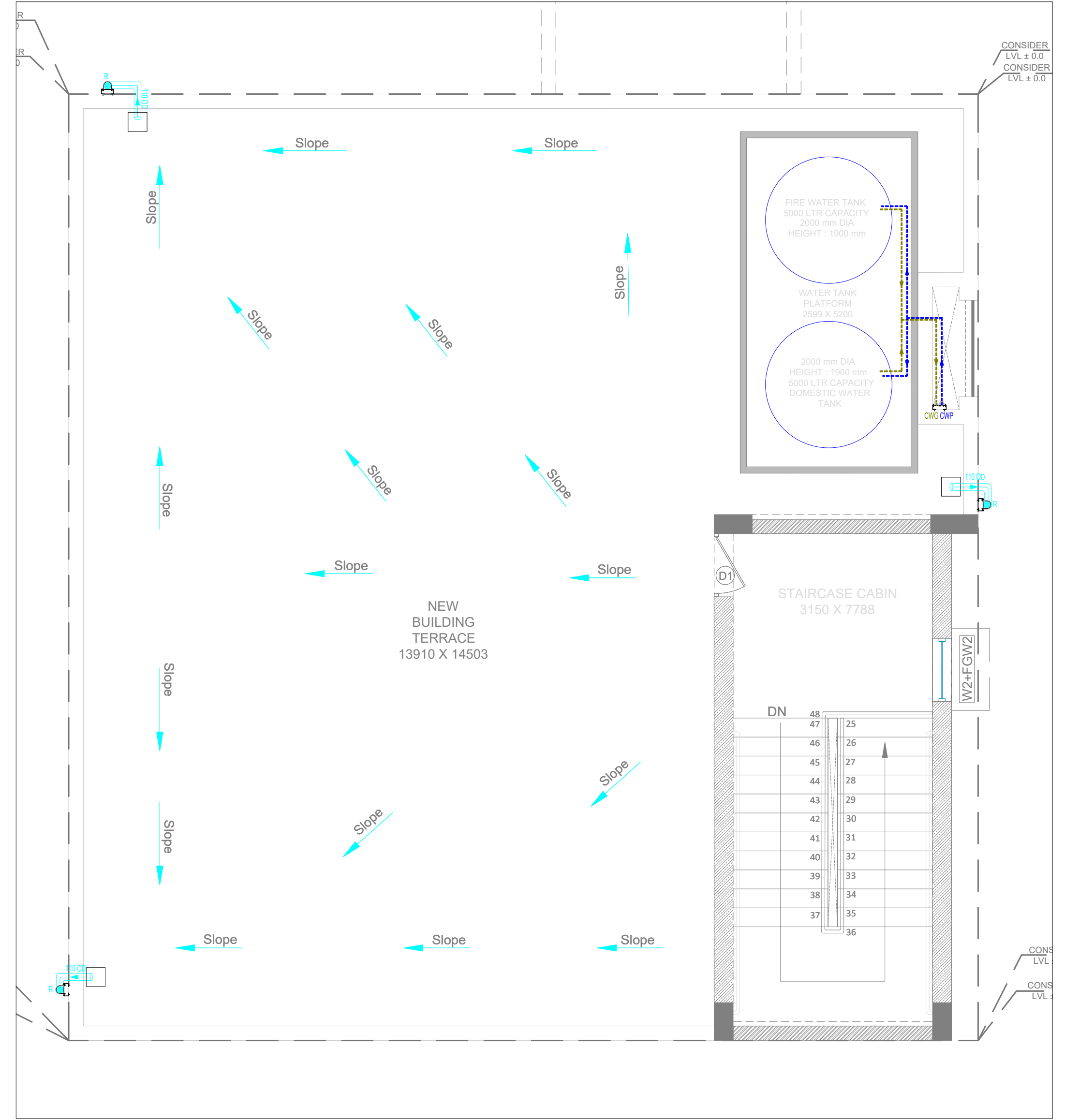
GRAVITY- SOFT WATER SUPPLY LINE	
PRESSURIZED - SOFT WATER SUPPLY LINE	
GRAVITY - RAW WATER SUPPLY LINE	
PRESSURIZED - RAW WATER SUPPLY LINE	
BORE WATER SUPPLY LINE	
SOIL WASTE LINE	
WASTE WATER LINE	
RAIN WATER LINE	
AIR VENT LINE	
MAIN MAN HOLE DRAINAGE LINE	
BALL VALVE	
NON RETURN VALVE	
BALL COCK	



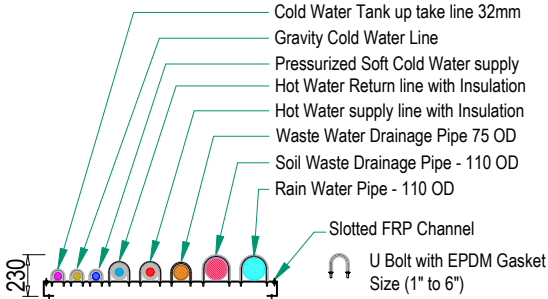
DUCT PIPE LINE DETAIL FOR REFERENCE

PROJECT INFORMATION:	SYMBOL	DESCRIPTION	STRUCTURAL	ARCHITECTS / INTERIOR DESIGNERS:
<b>DHRANGADHRA STUDY HALL</b>				<b>EITHER OR ARCHITECTURE</b> 901, Matrix, Behind Divya Bhaskar, S G Highway, Ahmedabad - Gujarat - 54. eitheror.architecture@gmail.com, 9909942314
CLIENT INFORMATION: <b>PIU,SAG</b>	SITE ADDRESS :		GENERAL NOTES: 1. All Dimensions Are In FPS SYSTEM. 2. Do not scale the drawings. 3. This drawing is to be read in conjunction with all other related architectural & others consultants drawings. 4. Any discrepancy found in the drawings must be brought to Architect's office prior of execution. 5. All plans cut @ sill level.	SUBJECT OF DRAWING : <b>PLUMBING FIRST FLOOR PLAN</b>
			Scale : N.T.S. Drawn : I.K. Proj Ref:	DATE :- 18/05/2026 CHECKED :- J.N.M. DRAWING NO : DV_PLU-03 Rev.no: R2

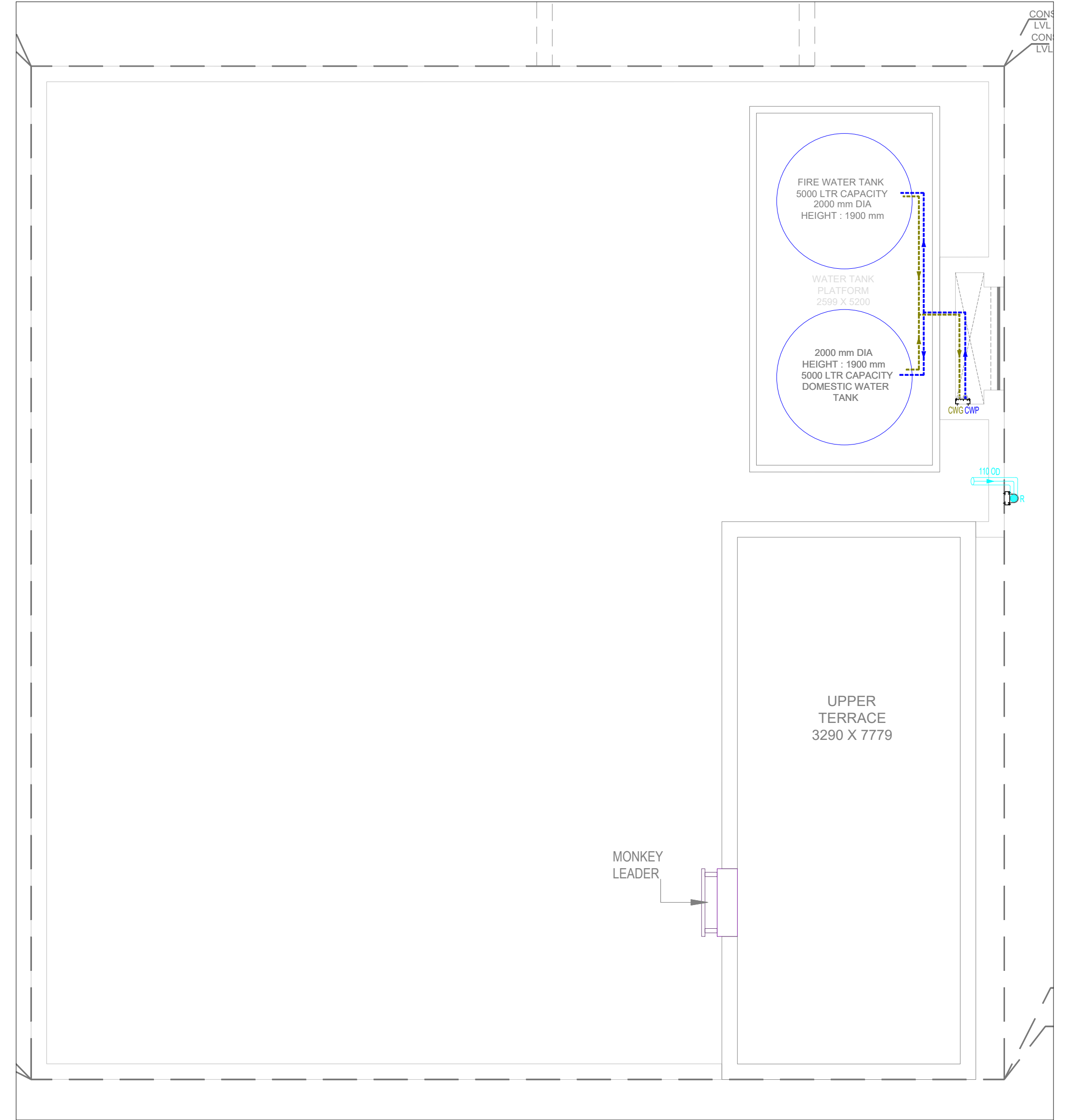




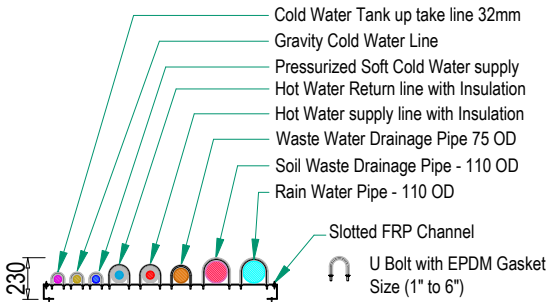
LEGEND FOR DRAINAGE PIPE LINE :				LEGEND OF WATER SUPPLY PIPE LINE :			
P' TRAP-110 x 75 mm	GUBBY	MFT	MULTI FLOOR TRAP	GRAVITY- SOFT WATER SUPPLY LINE	PRESSURIZED - SOFT WATER SUPPLY LINE	GRAVITY - RAW WATER SUPPLY LINE	PRESSURIZED - RAW WATER SUPPLY LINE
W3 - 40mm OD SILENCIO LOW NOISE	W/W	PIPE SLOPE- 1 IN 40		BORE WATER SUPPLY LINE	SOIL WASTE LINE	WASTE WATER LINE	RAIN WATER LINE
W2 - 50mm OD SILENCIO LOW NOISE	W/W	PIPE SLOPE- 1 IN 40		SOIL WASTE LINE	WASTE WATER LINE	RAIN WATER LINE	AIR VENT LINE
W1 - 75mm OD SILENCIO LOW NOISE	W/W	PIPE SLOPE- 1 IN 50		SOIL WASTE LINE	WASTE WATER LINE	RAIN WATER LINE	AIR VENT LINE
W - 110mm OD SILENCIO LOW NOISE	W/W	PIPE DUCT		SOIL WASTE LINE	WASTE WATER LINE	RAIN WATER LINE	AIR VENT LINE
S - 110mm OD SILENCIO LOW NOISE	S/W	PIPE DUCT		SOIL WASTE LINE	WASTE WATER LINE	RAIN WATER LINE	AIR VENT LINE
S1 - 110mm OD SILENCIO LOW NOISE	S/W	PIPE SLOPE- 1 IN 40		SOIL WASTE LINE	WASTE WATER LINE	RAIN WATER LINE	AIR VENT LINE
G - 110mmØ uPVC ECO DRAIN PIPE	W/W	PIPE SLOPE- 1 IN 80		SOIL WASTE LINE	WASTE WATER LINE	RAIN WATER LINE	AIR VENT LINE
H - 160mmØ uPVC ECO DRAIN PIPE		PIPE SLOPE- 1 IN 100		SOIL WASTE LINE	WASTE WATER LINE	RAIN WATER LINE	AIR VENT LINE
H1 - 200mmØ uPVC ECO DRAIN PIPE		PIPE SLOPE- 1 IN 150		SOIL WASTE LINE	WASTE WATER LINE	RAIN WATER LINE	AIR VENT LINE
AV - 75mm OD uPVC (SWR -Type B Ring Fit)		AIRVENT PIPE		SOIL WASTE LINE	WASTE WATER LINE	RAIN WATER LINE	AIR VENT LINE
R - 110mm OD uPVC (SWR -Type B Ring Fit)		RAIN WATER PIPE		SOIL WASTE LINE	WASTE WATER LINE	RAIN WATER LINE	AIR VENT LINE
R1 - 75mm OD uPVC (SWR -Type B Ring Fit)		RAIN WATER PIPE		SOIL WASTE LINE	WASTE WATER LINE	RAIN WATER LINE	AIR VENT LINE



PROJECT INFORMATION:	SYMBOL	DESCRIPTION	STRUCTURAL	ARCHITECTS / INTERIOR DESIGNERS:
<b>DHRANGADHRA STUDY HALL</b>				<b>EITHER OR ARCHITECTURE</b> 901, Matrix, Behind Divya Bhaskar, S G Highway, Ahmedabad - Gujarat - 54. eitheror.architecture@gmail.com, 9909942314
CLIENT INFORMATION: <b>PIU,SAG</b>	SITE ADDRESS :		GENERAL NOTES: 1. All Dimensions Are In FPS SYSTEM. 2. Do not scale the drawings. 3. This drawing is to be read in conjunction with all other related architectural & others consultants drawings. 4. Any discrepancy found in the drawings must be brought to Architect's office prior of execution. 5. All plans cut @ sill level.	SUBJECT OF DRAWING : <b>PLUMBING TERRACE FLOOR PLAN</b> <div>Scale : N.T.S. DATE :- 18/05/2026 Drawn : I.K. CHECKED :- J.N.M. Proj Ref: File No: DRAWING NO : DV_PLU.-02 Rev.no: R2</div>

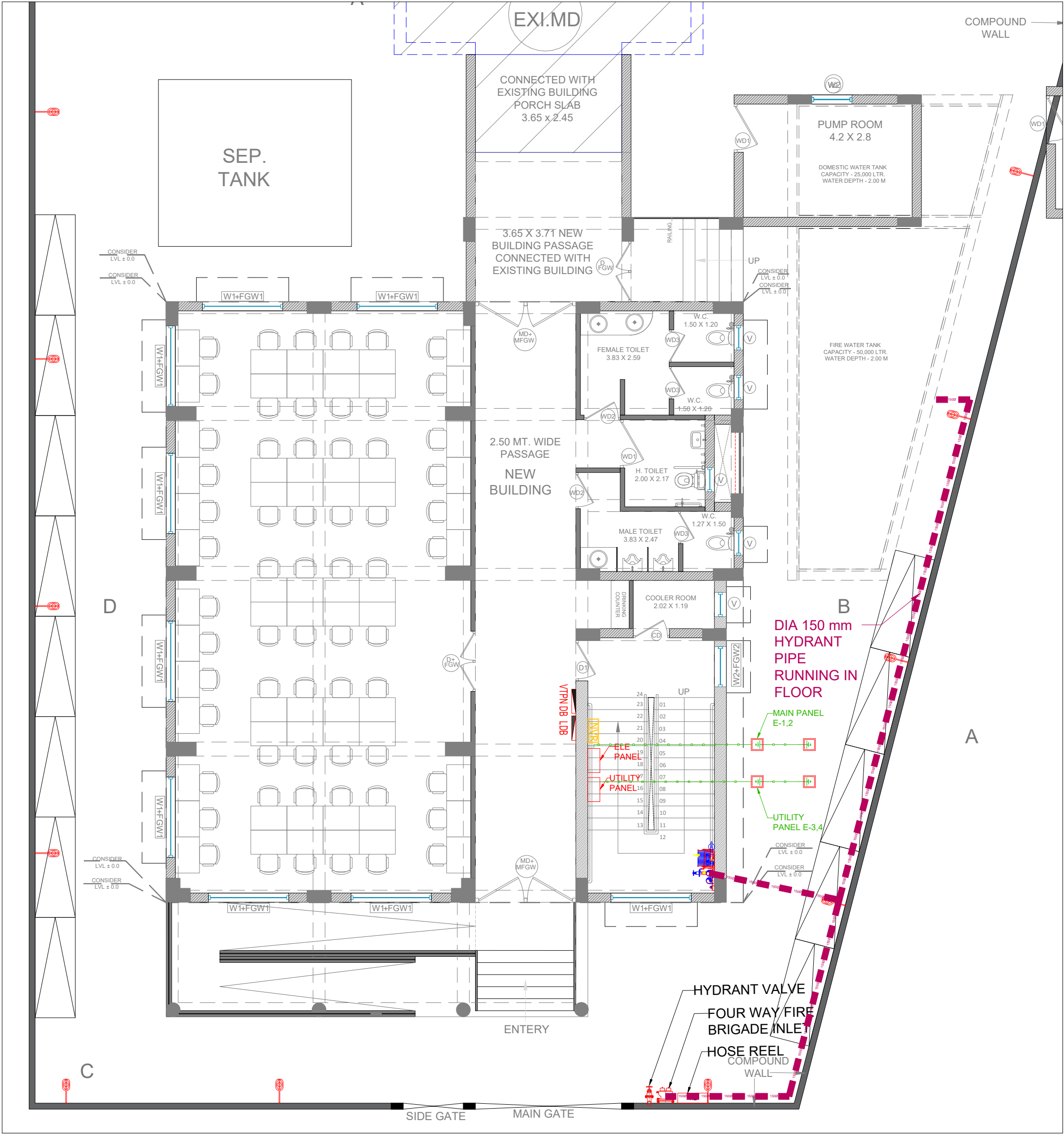


LEGEND FOR DRAINAGE PIPE LINE :				LEGEND OF WATER SUPPLY PIPE LINE :			
P TRAP-110 x 75 mm	G GUBBY	MFT	MULTI FLOOR TRAP		GRAVITY- SOFT WATER SUPPLY LINE		BALL VALVE
W3 - 40mm OD SILENCIO LOW NOISE	W/W	PIPE SLOPE- 1 IN 40			PRESSURIZED - SOFT WATER SUPPLY LINE		NON RETURN VALVE
W2 - 50mm OD SILENCIO LOW NOISE	W/W	PIPE SLOPE- 1 IN 40			GRAVITY - RAW WATER SUPPLY LINE		BALL COCK
W1 - 75mm OD SILENCIO LOW NOISE	W/W	PIPE SLOPE- 1 IN 50			PRESSURIZED - RAW WATER SUPPLY LINE		
W - 110mm OD SILENCIO LOW NOISE	W/W	PIPE DUCT			BORE WATER SUPPLY LINE		
S - 110mm OD SILENCIO LOW NOISE	S/W	PIPE DUCT			SOIL WASTE LINE		
S1 - 110mm OD SILENCIO LOW NOISE	S/W	PIPE SLOPE- 1 IN 40			WASTE WATER LINE		
G - 110mmØ uPVC ECO DRAIN PIPE	W/W	PIPE SLOPE- 1 IN 80			RAIN WATER LINE		
H - 160mmØ uPVC ECO DRAIN PIPE		PIPE SLOPE- 1 IN 100			AIR VENT LINE		
H1 - 200mmØ uPVC ECO DRAIN PIPE		PIPE SLOPE- 1 IN 150			MAIN MAN HOLE DRAINAGE LINE		
AV - 75mm OD uPVC (SWR -Type B Ring Fit)		AIRVENT PIPE					
R - 110mm OD uPVC (SWR -Type B Ring Fit)		RAIN WATER PIPE					
R1 - 75mm OD uPVC (SWR -Type B Ring Fit)		RAIN WATER PIPE					



DUCT PIPE LINE DETAIL FOR REFERENCE

PROJECT INFORMATION:	SYMBOL	DESCRIPTION	STRUCTURAL	ARCHITECTS / INTERIOR DESIGNERS:
<b>DHRANGADHRA STUDY HALL</b>				<b>EITHER OR ARCHITECTURE</b> 901, Matrix, Behind Divya Bhaskar, S G Highway, Ahmedabad - Gujarat - 54. eitheror.architecture@gmail.com, 9909942314
CLIENT INFORMATION: <b>PIU,SAG</b>	SITE ADDRESS :		GENERAL NOTES: 1. All Dimensions Are In FPS SYSTEM. 2. Do not scale the drawings. 3. This drawing is to be read in conjunction with all other related architectural & others consultants drawings. 4. Any discrepancy found in the drawings must be brought to Architect's office prior of execution. 5. All plans cut @ sill level.	SUBJECT OF DRAWING : <b>PLUMBING UPPER TERRACE FLOOR PLAN</b> <div><div>Scale : N.T.S.</div><div>Drawn : I.K</div><div>Proj Ref:</div><div>File No:</div><div>DRAWING NO : DV_PLU.-01</div><div>Rev.no: R2</div><div>DATE :- 18/05/2026</div><div>CHECKED :- J.N.M</div></div>



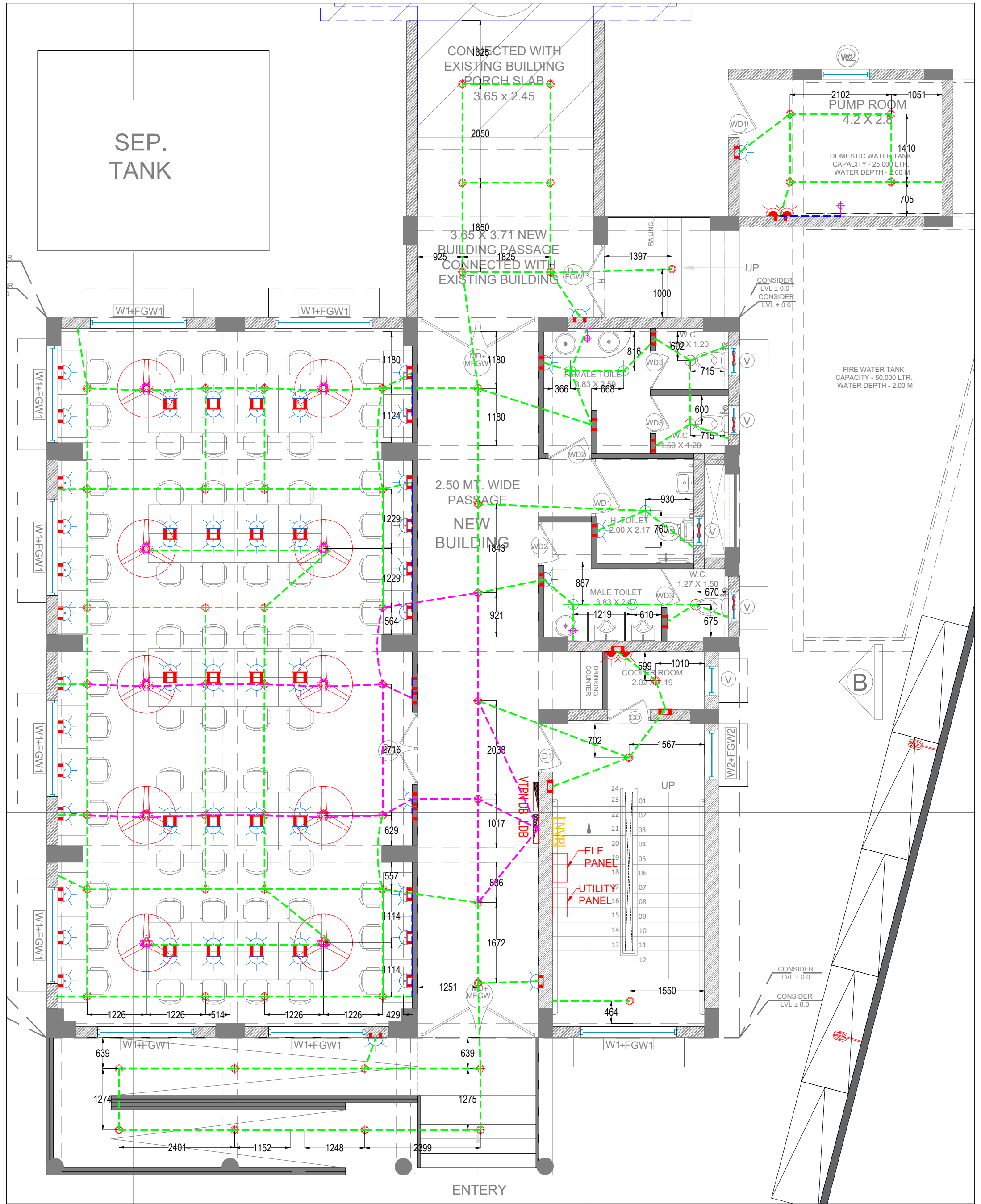
ELE LEGEND FOR GROUND FLOOR SITE PLAN:-		
SYM	DESCRIPTION	QTY.
	STREET LIGHT (SINGLE ARM)	11 Nos.
	STREET LIGHT (DUAL ARM)	-- Nos.
	ELE CONTROL	-----

FIRE LEGEND FOR GROUND FLOOR SITE PLAN:-		
SYMBOL	DESCRIPTION	QTY.
	100NB HYDRANT PIPE	-----
	150NB HYDRANT PIPE	-----
	EXTERNAL HYDRANT	01 Nos.
	HOSE REEL (HR)	01 Nos.
	TWO WAY FIRE BRIGADE INLET	-----
	FOUR WAY FIRE BRIGADE INLET	01 Nos.

ELE LEGEND FOR GROUND FLOOR SITE PLAN:-		
SYM	DESCRIPTION	QTY.
	25X3 GI EARTHING	04 Nos.
	EARTHING STRIP	-----

PROJECT INFORMATION:	SITE ADDRESS :	DESCRIPTION	STRUCTURAL	ARCHITECTS / INTERIOR DESIGNERS:
<b>DHRANGADHRA STUDY HALL</b>				<b>EITHER OR ARCHITECTURE</b> 901, Matrix, Behind Divya Bhaskar, S G Highway, Ahmedabad - Gujarat - 54. eitheror.architecture@gmail.com, 9909942314
CLIENT INFORMATION:	CLIENT:		GENERAL NOTES: 1. All Dimensions Are In FPS SYSTEM. 2. Do not scale the drawings. 3. This drawing is to be read in conjunction with all other related architectural & others consultants drawings. 4. Any discrepancy found in the drawings must be brought to Architect's office prior of execution. 5. All plans cut @ sill level.	SUBJECT OF DRAWING : <b>SITE PLAN LAYOUT</b>
<b>PIU,SAG</b>			Scale : N.T.S. Drawn : DHARTI MISTRY Proj Ref:	DATE :- 19/05/2026 CHECKED :- HARDIK DESAI DRAWING NO : DV_-01 Rev.no: R0





PROJECT INFORMATION:		SYMBOL		DESCRIPTION		STRUCTURAL		ARCHITECTS / INTERIOR DESIGNERS:																																																					
<div>DHRANGADHRA STUDY HALL</div>		<div>ELE LEGEND FOR GROUND FLOOR :-</div> <table><tr><td>SYM</td><td>DESCRIPTION</td><td>QTY.</td><td></td><td>SWITCH BOARD</td><td>81 Nos.</td></tr><tr><td></td><td>1200mm CEILING FAN</td><td>10 Nos.</td><td></td><td>EXHAUST FAN</td><td>04 Nos.</td></tr><tr><td></td><td>8WAY FAN JUNCTION BOX</td><td>10 Nos.</td><td></td><td>LIGHTING DB</td><td>01 Nos.</td></tr><tr><td></td><td>18W LED DOWN LIGHT</td><td>57 Nos.</td><td></td><td>ELECTRICAL CONTROL</td><td>-----</td></tr><tr><td></td><td>12W LED DOWN LIGHT</td><td>05 Nos.</td><td></td><td>25MM MMS CEILING CONDUIT</td><td>-----</td></tr><tr><td></td><td>6W LED DOWN LIGHT</td><td>03 Nos.</td><td></td><td>25MM MMS WALL CONDUIT</td><td>-----</td></tr><tr><td></td><td>WALL BRACKET LIGHT</td><td>03 Nos.</td><td></td><td>25MM MMS MAINS CONDUIT</td><td>-----</td></tr><tr><td></td><td>5A RAW POWER SOCKET</td><td>70 Nos.</td><td></td><td>25MM MMS FLOOR CONDUIT</td><td>-----</td></tr><tr><td></td><td>15A RAW POWER SOCKET</td><td>04 Nos.</td><td></td><td></td><td></td></tr></table>		SYM	DESCRIPTION	QTY.		SWITCH BOARD	81 Nos.		1200mm CEILING FAN	10 Nos.		EXHAUST FAN	04 Nos.		8WAY FAN JUNCTION BOX	10 Nos.		LIGHTING DB	01 Nos.		18W LED DOWN LIGHT	57 Nos.		ELECTRICAL CONTROL	-----		12W LED DOWN LIGHT	05 Nos.		25MM MMS CEILING CONDUIT	-----		6W LED DOWN LIGHT	03 Nos.		25MM MMS WALL CONDUIT	-----		WALL BRACKET LIGHT	03 Nos.		25MM MMS MAINS CONDUIT	-----		5A RAW POWER SOCKET	70 Nos.		25MM MMS FLOOR CONDUIT	-----		15A RAW POWER SOCKET	04 Nos.				<div>GENERAL NOTES:</div> <div>1. All Dimensions Are In FPS SYSTEM.</div> <div>2. Do not scale the drawings.</div> <div>3. This drawing is to be read in conjunction with all other related architectural &amp; others consultants drawings.</div> <div>4. Any discrepancy found in the drawings must be brought to Architect's office prior of execution.</div> <div>5. All plans cut @ sill level.</div>		<div><div><div><div></div><div>EITHER OR</div><div>ARCHITECTURE</div></div><div>901, Matrix, Behind Divya Bhaskar, S G Highway, Ahmedabad - Gujarat - 54. eitheror.architecture@gmail.com, 9909942314</div></div></div> <div><div>SUBJECT OF DRAWING :</div><div>ELE CEILING CONDUIT LAYOUT OF GROUND FLOOR</div><div><div><div>Scale : N.T.S.</div><div>DATE :- 19/05/2026</div></div><div><div>Drawn : DHARTI MISTRY</div><div>CHECKED :- HARDIK DESAI</div></div><div><div>Proj Ref:</div><div>File No:</div><div>DRAWING NO : DV_CON-01</div><div>Rev.no: R0</div></div></div></div>	
				SYM	DESCRIPTION	QTY.		SWITCH BOARD	81 Nos.																																																				
	1200mm CEILING FAN	10 Nos.		EXHAUST FAN	04 Nos.																																																								
	8WAY FAN JUNCTION BOX	10 Nos.		LIGHTING DB	01 Nos.																																																								
	18W LED DOWN LIGHT	57 Nos.		ELECTRICAL CONTROL	-----																																																								
	12W LED DOWN LIGHT	05 Nos.		25MM MMS CEILING CONDUIT	-----																																																								
	6W LED DOWN LIGHT	03 Nos.		25MM MMS WALL CONDUIT	-----																																																								
	WALL BRACKET LIGHT	03 Nos.		25MM MMS MAINS CONDUIT	-----																																																								
	5A RAW POWER SOCKET	70 Nos.		25MM MMS FLOOR CONDUIT	-----																																																								
	15A RAW POWER SOCKET	04 Nos.																																																											
CLIENT INFORMATION:		SITE ADDRESS :																																																											
<div>PIU,SAG</div>																																																													































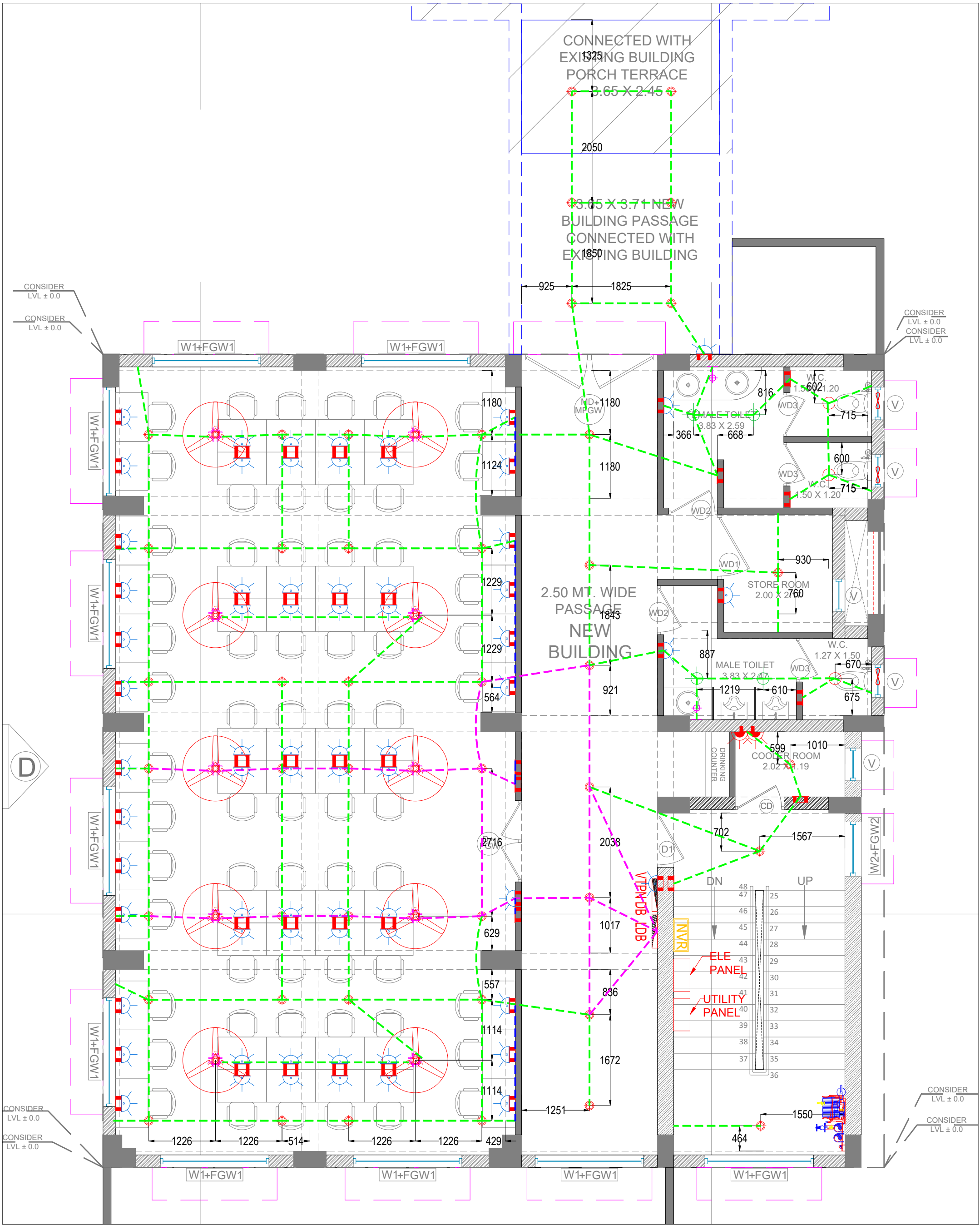


PROJECT INFORMATION:	SYMBOL	DESCRIPTION	STRUCTURAL	ARCHITECTS / INTERIOR DESIGNERS:
<b>DHRANGADHRA STUDY HALL</b>	ELV LEGEND FOR GROUND FLOOR :-			<div> 901, Matrix, Behind Divya Bhaskar, S G Highway, Ahmedabad - Gujarat - 54. eitheror.architecture@gmail.com, 9909942314</div> <div>GENERAL NOTES: 1. All Dimensions Are In FPS SYSTEM. 2. Do not scale the drawings. 3. This drawing is to be read in conjunction with all other related architectural &amp; others consultants drawings. 4. Any discrepancy found in the drawings must be brought to Architect's office prior of execution. 5. All plans cut @ sill level.</div>
	SYM	DESCRIPTION	QTY.	
		CCTV CAMERA (DOME)	04 Nos.	
		CCTV CAMERA (BULLET)	08 Nos.	
		PA SYSTEM	06 Nos.	
CLIENT INFORMATION:	SITE ADDRESS :			
<b>PIU,SAG</b>				



PROJECT INFORMATION:	SYMBOL	DESCRIPTION	STRUCTURAL	ARCHITECTS / INTERIOR DESIGNERS:			
DHRANGADHRA STUDY HALL	FIRE LEGEND FOR GROUND FLOOR :-			<div><p><b>EITHER OR</b> ARCHITECTURE</p><p>901, Matrix, Behind Divya Bhaskar, S G Highway, Ahmedabad - Gujarat - 54. eitheror.architecture@gmail.com, 9909942314</p></div>			
	SYM	DESCRIPTION	QTY.		CEILING SPRINKLER	25 Nos.	
		150 NBHYDRANT PIPE	-----			HYDRANT VALVE (HV)	01 Nos.
		100 NB HYDRANT PIPE	-----			HOSE BOX (HB)	01 Nos.
		100 NB SPRINKLER PIPE	-----			BUTTERFLY VALVE (BFV)	-----
		80 NB SPRINKLER PIPE	-----			HOSE REEL (HR)	01 Nos.
		65 NB SPRINKLER PIPE	-----			NON RETURN VALVE (NRV)	-----
		50 NB SPRINKLER PIPE	-----			FIRE EXTINGUISHER CO2 4.5 KG (F.X.)	01 Nos.
		40 NB SPRINKLER PIPE	-----			FIRE EXTINGUISHER ABC 6 KG (F.X.)	01 Nos.
		32 NB SPRINKLER PIPE	-----				
	25 NB SPRINKLER PIPE	-----					
CLIENT INFORMATION:	SITE ADDRESS :		GENERAL NOTES:	SUBJECT OF DRAWING :			
PIU,SAG			1. All Dimensions Are In FPS SYSTEM. 2. Do not scale the drawings. 3. This drawing is to be read in conjunction with all other related architectural & others consultants drawings. 4. Any discrepancy found in the drawings must be brought to Architect's office prior of execution. 5. All plans cut @ sill level.	FIRE SPRINKLER LAYOUT OF GROUND FLOOR			
				<div></div>			
	Scale :	N.T.S.	DATE :-	19/05/2026			
Drawn :	DHARTI MISTRY	CHECKED :-	HARDIK DESAI				
Proj Ref:	File No:	DRAWING NO :	DV_FTG.-01				
		Rev.no:	R0				





PROJECT INFORMATION:

**DHRANGADHRA  
STUDY HALL**

CLIENT INFORMATION:

**PIU,SAG**

SYMBOL

ELE LEGEND FOR FIRST FLOOR :-

SYM	DESCRIPTION	QTY.			
	1200mm CEILING FAN	10 Nos.		SWITCH BOARD	79 Nos.
	8WAY FAN JUNCTION BOX	10 Nos.		EXHAUST FAN	03 Nos.
	18W LED DOWN LIGHT	45 Nos.		LIGHTING DB	01 Nos.
	12W LED DOWN LIGHT	04 Nos.		ELECTRICAL CONTROL	-----
	6W LED DOWN LIGHT	03 Nos.		25MM MMS CEILING CONDUIT	-----
	WALL BRACKET LIGHT	02 Nos.		25MM MMS WALL CONDUIT	-----
	5A RAW POWER SOCKET	69 Nos.		25MM MMS MAINS CONDUIT	-----
	15A RAW POWER SOCKET	02 Nos.		25MM MMS FLOOR CONDUIT	-----

DESCRIPTION

STRUCTURAL

ARCHITECTS / INTERIOR DESIGNERS:

**EITHER OR  
ARCHITECTURE**

901, Matrix, Behind Divya Bhaskar,  
S G Highway, Ahmedabad - Gujarat - 54.  
eitheror.architecture@gmail.com, 9909942314

GENERAL NOTES:

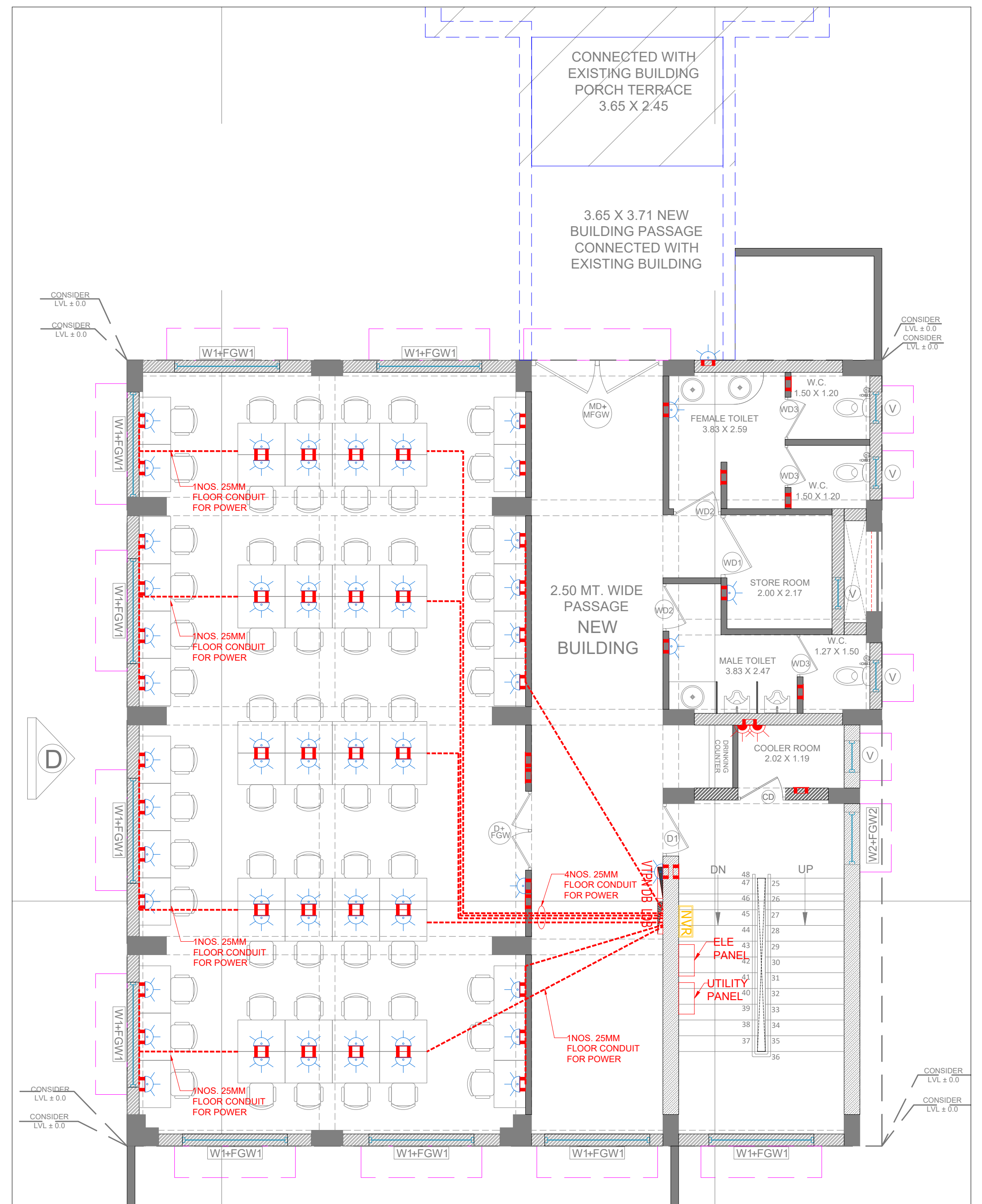
1. All Dimensions Are In FPS SYSTEM.
2. Do not scale the drawings.
3. This drawing is to be read in conjunction with all other related architectural & others consultants drawings.
4. Any discrepancy found in the drawings must be brought to Architect's office prior of execution.
5. All plans cut @ sill level.

SUBJECT OF DRAWING :

**ELE CEILING CONDUIT LAYOUT OF FIRST  
FLOOR**

Scale :	N.T.S.	DATE :-	05/05/2026
Drawn :	DHARTI MISTRY	CHECKED :-	HARDIK DESAI
Proj Ref:	File No:	DRAWING NO :	DV_CON.-01
		Rev.no:	R0









PROJECT INFORMATION:		SYMBOL		DESCRIPTION		STRUCTURAL		ARCHITECTS / INTERIOR DESIGNERS:																																																						
<div>DHRANGADHRA STUDY HALL</div> <div>CLIENT INFORMATION: PIU,SAG</div>		<div>ELE LEGEND FOR FIRST FLOOR :-</div> <table><tr><th>SYM</th><th>DESCRIPTION</th><th>QTY.</th><th></th><th></th></tr><tr><td></td><td>1200mm CEILING FAN</td><td>10 Nos.</td><td></td><td>79 Nos.</td></tr><tr><td></td><td>8WAY FAN JUNCTION BOX</td><td>10 Nos.</td><td></td><td>03 Nos.</td></tr><tr><td></td><td>18W LED DOWN LIGHT</td><td>45 Nos.</td><td></td><td>01 Nos.</td></tr><tr><td></td><td>12W LED DOWN LIGHT</td><td>04 Nos.</td><td></td><td>-----</td></tr><tr><td></td><td>6W LED DOWN LIGHT</td><td>03 Nos.</td><td></td><td>-----</td></tr><tr><td></td><td>WALL BRACKET LIGHT</td><td>02 Nos.</td><td></td><td>-----</td></tr><tr><td></td><td>5A RAW POWER SOCKET</td><td>69 Nos.</td><td></td><td>-----</td></tr><tr><td></td><td>15A RAW POWER SOCKET</td><td>02 Nos.</td><td></td><td>-----</td></tr></table>		SYM	DESCRIPTION	QTY.				1200mm CEILING FAN	10 Nos.		79 Nos.		8WAY FAN JUNCTION BOX	10 Nos.		03 Nos.		18W LED DOWN LIGHT	45 Nos.		01 Nos.		12W LED DOWN LIGHT	04 Nos.		-----		6W LED DOWN LIGHT	03 Nos.		-----		WALL BRACKET LIGHT	02 Nos.		-----		5A RAW POWER SOCKET	69 Nos.		-----		15A RAW POWER SOCKET	02 Nos.		-----	<div>GENERAL NOTES:</div> <div>1. All Dimensions Are In FPS SYSTEM. 2. Do not scale the drawings. 3. This drawing is to be read in conjunction with all other related architectural &amp; others consultants drawings. 4. Any discrepancy found in the drawings must be brought to Architect's office prior of execution. 5. All plans cut @ sill level.</div>		<div><div><div><div></div><div><div>EITHER OR</div><div>ARCHITECTURE</div></div><div>901, Matrix, Behind Divya Bhaskar, S G Highway, Ahmedabad - Gujarat - 54. eitheror.architecture@gmail.com, 9909942314</div></div><div><div>SUBJECT OF DRAWING : ELE FLOOR CONDUIT LAYOUT OF FIRST FLOOR</div><div><table><tr><td>Scale : N.T.S.</td><td>DATE :- 05/05/2026</td></tr><tr><td>Drawn : DHARTI MISTRY</td><td>CHECKED :- HARDIK DESAI</td></tr><tr><td>Proj Ref:</td><td>File No:</td></tr><tr><td colspan="2">DRAWING NO : DV_CON-01</td></tr><tr><td colspan="2">Rev.no: R0</td></tr></table></div></div></div></div>		Scale : N.T.S.	DATE :- 05/05/2026	Drawn : DHARTI MISTRY	CHECKED :- HARDIK DESAI	Proj Ref:	File No:	DRAWING NO : DV_CON-01		Rev.no: R0	
				SYM	DESCRIPTION	QTY.																																																								
	1200mm CEILING FAN	10 Nos.		79 Nos.																																																										
	8WAY FAN JUNCTION BOX	10 Nos.		03 Nos.																																																										
	18W LED DOWN LIGHT	45 Nos.		01 Nos.																																																										
	12W LED DOWN LIGHT	04 Nos.		-----																																																										
	6W LED DOWN LIGHT	03 Nos.		-----																																																										
	WALL BRACKET LIGHT	02 Nos.		-----																																																										
	5A RAW POWER SOCKET	69 Nos.		-----																																																										
	15A RAW POWER SOCKET	02 Nos.		-----																																																										
Scale : N.T.S.	DATE :- 05/05/2026																																																													
Drawn : DHARTI MISTRY	CHECKED :- HARDIK DESAI																																																													
Proj Ref:	File No:																																																													
DRAWING NO : DV_CON-01																																																														
Rev.no: R0																																																														
CLIENT INFORMATION:		SITE ADDRESS :																																																												





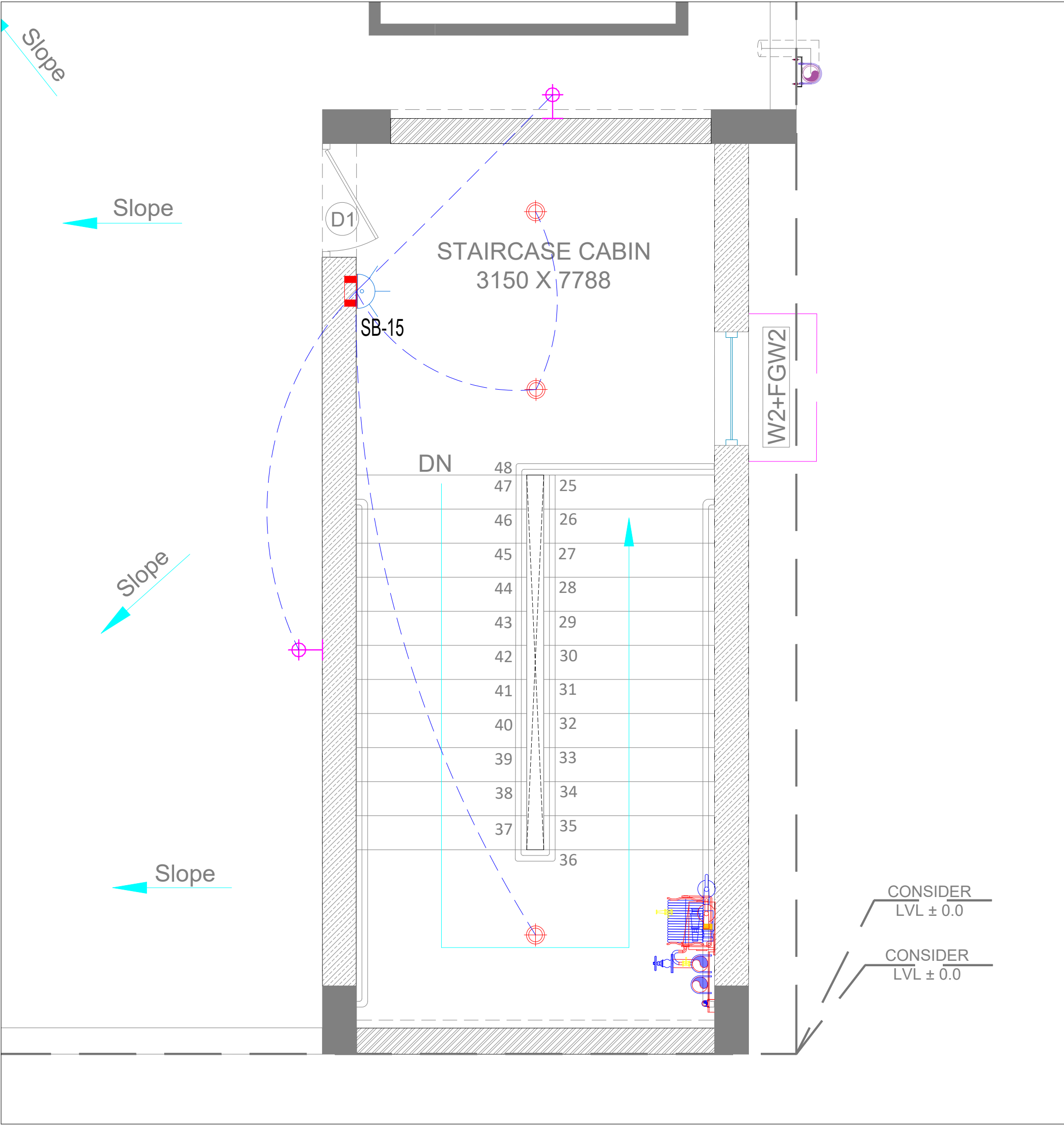




PROJECT INFORMATION:	SYMBOL	DESCRIPTION	STRUCTURAL	ARCHITECTS / INTERIOR DESIGNERS:
<b>DHRANGADHRA STUDY HALL</b>	ELV LEGEND FOR FIRST FLOOR :-			<div> 901, Matrix, Behind Divya Bhaskar, S G Highway, Ahmedabad - Gujarat - 54. eitheror.architecture@gmail.com, 9909942314</div> <div>GENERAL NOTES: 1. All Dimensions Are In FPS SYSTEM. 2. Do not scale the drawings. 3. This drawing is to be read in conjunction with all other related architectural &amp; others consultants drawings. 4. Any discrepancy found in the drawings must be brought to Architect's office prior of execution. 5. All plans cut @ sill level.</div>
	SYM	DESCRIPTION	QTY.	
		CCTV CAMERA (DOME)	04 Nos.	
		CCTV CAMERA (BULLET)	-- Nos.	
		PA SYSTEM	06 Nos.	
CLIENT INFORMATION:	SITE ADDRESS :			<div>SUBJECT OF DRAWING : ELV LAYOUT OF FIRST FLOOR</div> <div>Scale : N.T.S. DATE :- 05/05/2026 Drawn : DHARTI MISTRY CHECKED :- HARDIK DESAI Proj Ref: File No: DRAWING NO : DV_ELV-01 Rev.no: R0</div>
<b>PIU,SAG</b>				



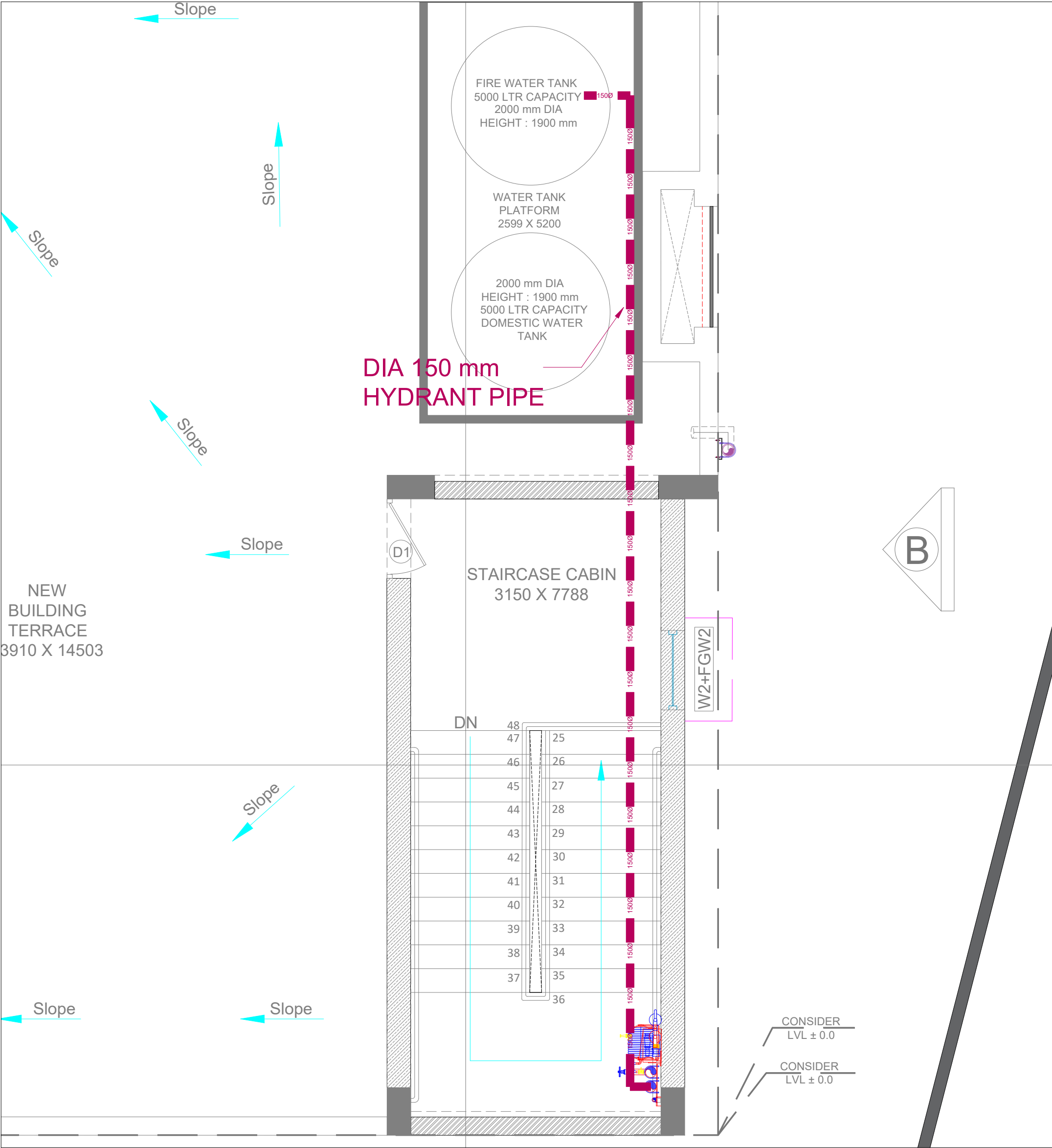




ELE LEGEND FOR TERRACE FLOOR :-		
SYM	DESCRIPTION	QTY.
	SWITCH BOARD	01 Nos.
	5A RAW POWER SOCKET	01 Nos.
	18W LED DOWN LIGHT	03 Nos.
	WALL BRACKET LIGHT	02 Nos.
	ELECTRICAL CONTROL	-----
	25MM MMS CEILING CONDUIT	-----
	25MM MMS WALL CONDUIT	-----

PROJECT INFORMATION:	SYMBOL	DESCRIPTION	STRUCTURAL	ARCHITECTS / INTERIOR DESIGNERS:
DHRANGADHRA STUDY HALL				<div></div> <div>901, Matrix, Behind Divya Bhaskar, S G Highway, Ahmedabad - Gujarat - 54. eitheror.architecture@gmail.com, 9909942314</div>
CLIENT INFORMATION: PIU,SAG	SITE ADDRESS :		GENERAL NOTES: 1. All Dimensions Are In FPS SYSTEM. 2. Do not scale the drawings. 3. This drawing is to be read in conjunction with all other related architectural & others consultants drawings. 4. Any discrepancy found in the drawings must be brought to Architect's office prior of execution. 5. All plans cut @ sill level.	SUBJECT OF DRAWING : ELE LIGHTING CONTROL & SB DETAIL LAYOUT OF FIRST FLOOR
				<div>Scale : N.T.S.      DATE :- 19/05/2026</div> <div>Drawn : DHARTI MISTRY      CHECKED :- HARDIK DESAI</div> <div>Proj Ref:      File No:      DRAWING NO : DV_LTG.-01      Rev.no: R0</div>





PROJECT INFORMATION:		SYMBOL	DESCRIPTION	STRUCTURAL	ARCHITECTS / INTERIOR DESIGNERS:																																		
DHRANGADHRA STUDY HALL					<div><div><div></div></div><div>EITHER OR</div><div>ARCHITECTURE</div><div>901, Matrix, Behind Divya Bhaskar, S G Highway, Ahmedabad - Gujarat - 54. eitheror.architecture@gmail.com, 9909942314</div></div>																																		
					GENERAL NOTES: 1. All Dimensions Are In FPS SYSTEM. 2. Do not scale the drawings. 3. This drawing is to be read in conjunction with all other related architectural & others consultants drawings. 4. Any discrepancy found in the drawings must be brought to Architect's office prior of execution. 5. All plans cut @ sill level.		SUBJECT OF DRAWING :  FIRE LAYOUT FOR TERRACE FLOOR		<div><div>N</div><div></div></div>																														
CLIENT INFORMATION:  PIU,SAG		SITE ADDRESS :	<table><tr><td>Scale :</td><td colspan="2">N.T.S.</td><td>DATE :-</td><td colspan="3">19/05/2026</td></tr><tr><td>Drawn :-</td><td colspan="2">DHARTI MISTRY</td><td>CHECKED :-</td><td colspan="3">HARDIK DESAI</td></tr><tr><td>Proj Ref:</td><td>File No:</td><td colspan="3">DRAWING NO :</td><td colspan="2">DV_FTG.-01</td><td>Rev.no:</td></tr><tr><td colspan="2"></td><td colspan="3"></td><td colspan="2"></td><td>R0</td></tr></table>							Scale :	N.T.S.		DATE :-	19/05/2026			Drawn :-	DHARTI MISTRY		CHECKED :-	HARDIK DESAI			Proj Ref:	File No:	DRAWING NO :			DV_FTG.-01		Rev.no:								R0
Scale :	N.T.S.		DATE :-	19/05/2026																																			
Drawn :-	DHARTI MISTRY		CHECKED :-	HARDIK DESAI																																			
Proj Ref:	File No:	DRAWING NO :			DV_FTG.-01		Rev.no:																																
							R0																																